

Quadratic head loss approximations for optimisation problems in water supply networks

Pecci, Filippo; Abraham, Edo; I, Stoianov

DOI

[10.2166/hydro.2017.080](https://doi.org/10.2166/hydro.2017.080)

Publication date

2017

Published in

Journal of Hydroinformatics

Citation (APA)

Pecci, F., Abraham, E., & I, S. (2017). Quadratic head loss approximations for optimisation problems in water supply networks. *Journal of Hydroinformatics*, 19(4), 493-506. <https://doi.org/10.2166/hydro.2017.080>

Important note

To cite this publication, please use the final published version (if applicable).
Please check the document version above.

Copyright

Other than for strictly personal use, it is not permitted to download, forward or distribute the text or part of it, without the consent of the author(s) and/or copyright holder(s), unless the work is under an open content license such as Creative Commons.

Takedown policy

Please contact us and provide details if you believe this document breaches copyrights.
We will remove access to the work immediately and investigate your claim.

Quadratic head loss approximations for optimisation problems in water supply networks

Filippo Pecci, Edo Abraham and Ivan Stoianov

ABSTRACT

This paper presents a novel analysis of the accuracy of quadratic approximations for the Hazen–Williams (HW) head loss formula, which enables the control of constraint violations in optimisation problems for water supply networks. The two smooth polynomial approximations considered here minimise the absolute and relative errors, respectively, from the original non-smooth HW head loss function over a range of flows. Since quadratic approximations are used to formulate head loss constraints for different optimisation problems, we are interested in quantifying and controlling their absolute errors, which affect the degree of constraint violations of feasible candidate solutions. We derive new exact analytical formulae for the absolute errors as a function of the approximation domain, pipe roughness and relative error tolerance. We investigate the efficacy of the proposed quadratic approximations in mathematical optimisation problems for advanced pressure control in an operational water supply network. We propose a strategy on how to choose the approximation domain for each pipe such that the optimisation results are sufficiently close to the exact hydraulically feasible solution space. By using simulations with multiple parameters, the approximation errors are shown to be consistent with our analytical predictions.

Key words | Hazen–Williams, modelling, optimisation, pipe friction, water supply networks

Filippo Pecci

Ivan Stoianov (corresponding author)
Department of Civil and Environmental
Engineering (InfraSense Labs),
Imperial College London,
London SW7 2BU,
UK
E-mail: ivan.stoianov@imperial.ac.uk

Edo Abraham

Water Management Department, Faculty of Civil
Engineering and Geosciences,
TU Delft,
Stevinweg 1,
Delft 2628 CN,
The Netherlands

NOTATION

n_p, n_n	number of links and nodes, respectively	Q_1, Q_2	bounds of the approximation range [m^3/s] or [l/s]
n_l	number of different loading conditions	p	nodal pressure head [m]
$L[m], D[m], S[m^2]$	pipe length, diameter and cross-sectional area, respectively	a_1, b_1	coefficients in quadratic approximation QA ₁
C	Hazen–Williams roughness coefficient	A_1, A_2, A_3, A_4, A_5	constants used to compute QA ₁
q	pipe flow [m^3/s] or [l/s]	$\alpha_1, \beta_1, k_\alpha, k_\beta$	coefficients in QA ₁
v	fluid velocity [m/s]	a_2, b_2	coefficients in quadratic approximation QA ₂
Q^{max}	maximum flow value [m^3/s] or [l/s]	B_1, B_2, B_3, B_4, B_5	constants used to compute QA ₂
V^{max}	maximum velocity corresponding to Q^{max} [m/s]	$\alpha_2, \beta_2, \gamma, l_\alpha$	coefficients in QA ₂
		l_β	
		δ_p	accuracy threshold for pressures [m]
		δ_q	accuracy threshold for flows [m^3/s] or [l/s]

This is an Open Access article distributed under the terms of the Creative Commons Attribution Licence (CC BY 4.0), which permits copying, adaptation and redistribution, provided the original work is properly cited (<http://creativecommons.org/licenses/by/4.0/>).

INTRODUCTION

The optimal management of water supply networks requires the satisfaction of multiple objectives, ranging from leakage reduction to improvements in water quality and system resilience. Consequently, various optimisation problems need to be solved including network design problems (Savic & Walters 1997), pump scheduling problems (Jung *et al.* 2015) and the optimal placement and operation of control valves (Nicolini & Zovatto 2009; Wright *et al.* 2015). Any optimisation problem, which is formulated for the hydraulic management of water supply networks, is constrained by the mass and energy conservation laws. These hydraulic expressions take into consideration friction head losses that can be represented by either the Hazen–Williams (HW) or Darcy–Weisbach (DW) formulae. The HW formula is semi-empirical (Liou 1998; Christensen *et al.* 2000) and it involves a non-smooth fractional exponential function, whose Hessian is unbounded around the origin. Consequently, the HW formula is difficult to handle as a constraint for nonlinear programming solvers, for which second order derivatives are often needed. In DW models, the relation between friction head loss and flow is defined by an implicit equation, which involves non-smooth terms, and it can be numerically calculated through an iterative process (Larock *et al.* 1999, Section 2.2.2). This complicates the use of such models in a smooth mathematical optimisation framework. As a consequence, optimisation problems for water supply networks are often addressed using heuristic approaches that handle the nonlinear nonsmooth hydraulic equations through highly specialised and customised simulation approaches (Maier *et al.* 2014). For example, genetic algorithms (Galdiero *et al.* 2016), ant colony optimisation (Mortazavi-Naeini *et al.* 2015) and simulated annealing (McCormick & Powell 2003) have been applied to optimal design and operation problems in water supply networks. Heuristic approaches, however, are computational expensive and do not provide guarantees of optimality nor bounds on the global optimality of the solution. In comparison, this important information can be obtained when a mathematical programming method is applied to the same optimisation problems.

The solution of a wide range of problems for the optimal design and operation of water supply networks (Vairava-moorthy & Lumbers 1998; Bragalli *et al.* 2012; Gleixner *et al.* 2012; Menke *et al.* 2015) by using mathematical programming methods requires rigorously investigated and formulated smooth approximations of the friction head loss formulae. For example, Bragalli *et al.* (2012) approximated the HW head loss formula with a piecewise function, using a quintic polynomial approximation near zero. As noted in Eck & Mevissen (2015), such approach introduces computational complexities due to the high order polynomial function. Furthermore, in order to model these piecewise approximations, it is necessary to use binary variables. These result in mixed integer nonlinear constraints that are difficult to accommodate.

Various explicit approximations of the DW head loss formula have been published so far. A smooth and asymptotically consistent approximation is presented by Burgschweiger *et al.* (2009). Different analytical approximations for the DW friction factor are studied by Giustolisi *et al.* (2011). A smooth quadratic friction loss approximation for both HW and DW models was proposed by Eck & Mevissen (2015), together with a simulation-based analysis of the accuracy. The results in Eck & Mevissen (2015) showed that in practical applications, the use of polynomial quadratic friction loss formulae does not affect significantly the distribution of network pressures and flows. However, these approximations were not analytically discussed and accuracy bounds were not provided. In the case of DW models, the quadratic approximation in Eck & Mevissen (2015) is a least-squares fit on discrete head loss values over a range of flows. In comparison, we show that the explicit HW formula allows a more insightful analysis that better informs solution methods for the optimisation problems in water supply networks.

In this paper, we study the quadratic approximations of the commonly used HW head loss formula. We present a novel error analysis of the different quadratic approximations schemes, and investigate their impact on the solutions of optimisation problems for water supply networks. We propose and analyse an approximation that minimises the integral of square absolute errors, and we also formulate an alternative quadratic approximation to the one described by Eck & Mevissen (2015). We derive

novel exact formulae to quantify the absolute errors for both approximations and we show how these errors are related to constraint violations in optimisation problems for water supply networks. Furthermore, we assess the efficacy of the smooth approximation framework for water supply network optimisation using an operational network as a case study. Finally, we propose a strategy for the choice of approximation parameters such that the corresponding optimisation results are sufficiently close to hydraulic feasibility.

QUADRATIC APPROXIMATIONS FOR FRICTION HEAD LOSSES

Throughout this paper, the friction head loss across a pipe is represented by the HW formula and it is given by:

$$HW_f(q) = r \cdot q \cdot |q|^{n-1}, \quad (1)$$

with $n = 1.852$ and the positive real number r , which is the resistance coefficient of the pipe, is defined as

$$r = \frac{10.67 \cdot L}{C^n D^{4.871}}, \quad (2)$$

where L , D , C are length, diameter and HW roughness coefficient of the pipe, respectively. For a given flow velocity v in a pipe, the corresponding flow q is given by $q = S \cdot v$, where S is the cross-sectional area of the pipe. In particular, if V^{\max} is the maximum expected flow velocity in a pipe, we have that $Q^{\max} = V^{\max} \cdot S$ is the maximum flow.

Formula (1) is non-smooth due to the rational exponent $n = 1.852$. In various optimisation problems for water supply networks, the friction head losses appear as constraints. In order to apply standard nonlinear programming techniques it is necessary to use a sufficiently smooth approximation of Equation (1). In particular, given an expected maximum flow Q^{\max} , we look for a quadratic polynomial function

$$\bar{h}_f(q) = q(a|q| + b) = \begin{cases} aq^2 + bq & \text{if } q \geq 0 \\ -aq^2 + bq & \text{if } q < 0 \end{cases}, \quad q \in \mathbb{R} \quad (3)$$

which approximates the original HW model over the range of flows $[-Q^{\max}, Q^{\max}]$ – see as example Figure 1.

Analogously to that observed in Abraham & Stoianov (2015, Appendix I), it is possible to show that \bar{h}_f is a continuous function with Lipschitz continuous first order derivative. Unlike formula (1), the second order derivative of the approximation \bar{h}_f is continuous almost everywhere and it is bounded at the discontinuous point $q = 0$. Note that the condition of Lipschitz continuous first order derivatives is sufficient to prove local convergence properties of numerical methods involving functions like (3); see Nocedal & Wright (2006, Theorem 11.2). As a consequence, and without loss of generality, we can restrict our analysis to positive flows only. In particular, we look for a quadratic polynomial function $h_f(q) = aq^2 + bq$ close to the HW friction head loss formula over the range of flows $[0, Q^{\max}]$. Various mathematical notions of closeness can be used, each one resulting in approximation with particular characteristics. In this paper, we focus on two different approaches and analyse their goodness for optimisation problems in water supply networks.

A QUADRATIC MODEL THAT MINIMISES ABSOLUTE ERRORS

In the present formulation we consider a smooth quadratic approximation of the friction losses across a pipe, generated by flow q ranging between 0 and some fixed maximum flow Q^{\max} . We look for a polynomial function $h_{f1}(q) = a_1^*q^2 + b_1^*q$ which minimises the integral of square

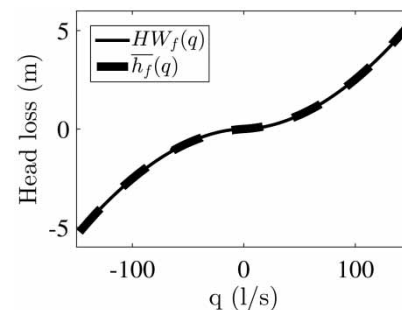


Figure 1 | Graph of friction head loss computed using HW model and a quadratic approximation $\bar{h}_f(q)$. The considered pipe has $L = 100$ m, $D = 0.25$ m, $C = 100$ and $V^{\max} = 3$ m/s.

errors defined by

$$I_1(a, b) = \int_0^{Q^{\max}} (aq^2 + bq - rq^n)^2 dq \quad (4)$$

In the following, we refer to this approximation as QA₁. An analytical expression for $I(a, b)$ can be derived as:

$$\begin{aligned} I_1(a, b) &= \int_0^{Q^{\max}} (a^2q^4 + b^2q^2 + r^2q^{2n} + 2abq^3 \\ &\quad - 2arq^{n+2} - 2brq^{n+1})dq \\ &= \left[a^2 \frac{q^5}{5} \right]_0^{Q^{\max}} + \left[b^2 \frac{q^3}{3} \right]_0^{Q^{\max}} + \left[r^2 \frac{q^{2n+1}}{2n+1} \right]_0^{Q^{\max}} \\ &\quad + \left[2ab \frac{q^4}{4} \right]_0^{Q^{\max}} - \left[2ar \frac{q^{n+3}}{n+3} \right]_0^{Q^{\max}} - \left[2br \frac{q^{n+2}}{n+2} \right]_0^{Q^{\max}} \\ &= a^2 A_1 + b^2 A_2 + 2ab A_3 - 2ar A_4 \\ &\quad - 2br A_5 + r^2 \frac{(Q^{\max})^{2n+1}}{2n+1} \end{aligned} \quad (5)$$

where

$$\begin{aligned} A_1 &= \frac{(Q^{\max})^5}{5}, \quad A_2 = \frac{(Q^{\max})^3}{3}, \quad A_3 = \frac{(Q^{\max})^4}{4} \\ A_4 &= \frac{(Q^{\max})^{n+3}}{n+3}, \quad A_5 = \frac{(Q^{\max})^{n+2}}{n+2} \end{aligned} \quad (6)$$

Therefore, a couple (a_1^*, b_1^*) minimises the integral if it satisfies the following equations:

$$\begin{cases} \frac{\partial I_1}{\partial a} = aA_1 + bA_3 - rA_4 = 0 \\ \frac{\partial I_1}{\partial b} = bA_2 + aA_3 - rA_5 = 0 \end{cases} \quad (7)$$

The solution of the above linear system yields:

$$a_1^* = \frac{rA_4 - b_1^*A_3}{A_1} \quad \text{and} \quad b_1^* = \frac{r(A_5A_1 - A_3A_4)}{A_2A_1 - A_3^2}. \quad (8)$$

ANALYSIS OF THE APPROXIMATION ERROR

We study the errors introduced by the considered smooth friction loss approximation formula. Given the quadratic polynomial function with coefficients (a_1^*, b_1^*) defined by equations in (8), it holds

$$e_1(q) = |a_1^*q^2 + b_1^*q - rq^n| = r(Q^{\max})^n \left| \phi\left(\frac{q}{Q^{\max}}\right) \right|, \quad (9)$$

where the function $\phi(x) = k_\alpha x^2 + k_\beta x - x^n$ depends only on n . In particular, we have

$$k_\alpha = 20 \frac{n-1}{(n+3)(n+2)}, \quad k_\beta = 12 \frac{2-n}{(n+3)(n+2)}. \quad (10)$$

The reader is referred to Lemma 1 in Appendix 1 for a technical proof of the above statements.

In the following, we further analyse the impact of Q^{\max} on the approximation accuracy and we propose a selection strategy for its value. Recall that in our study $n = 1.852$. As shown in Figure 2(a), it holds

$$\max_{x \in [0,1]} |\phi(x)| = |\phi(1)| = k_\alpha + k_\beta - 1 \approx 6.7 \cdot 10^{-3}. \quad (11)$$

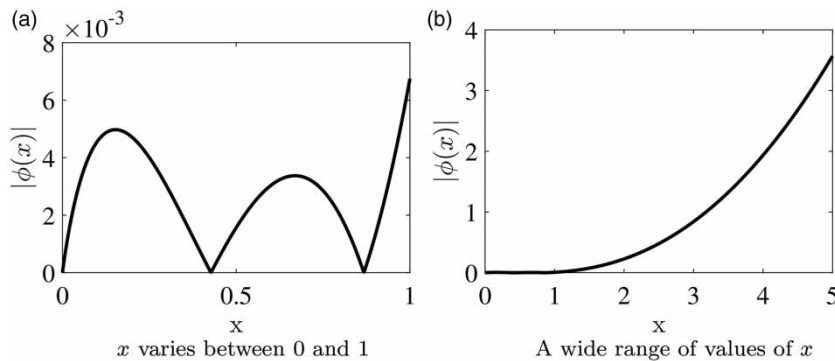


Figure 2 | Graphs of the function $|\phi|$ over different ranges of x values: (a) x varies between 0 and 1, (b) a wide range of values of x .

In particular

$$\begin{aligned} \max_{q \in [0, Q^{\max}]} e_1(q) &= \max_{x \in [0, Q^{\max}]} r(Q^{\max})^n \cdot \left| \phi\left(\frac{q}{Q^{\max}}\right) \right| \\ &= r(Q^{\max})^n \cdot \max_{x \in [0, 1]} |\phi(x)| \\ &= r(Q^{\max})^n \cdot (k_\alpha + k_\beta - 1) \\ &\approx r(Q^{\max})^n \cdot 6.7 \cdot 10^{-3}, \end{aligned} \quad (12)$$

suggests that to improve accuracy we should avoid large values of Q^{\max} .

In addition, from Figure 2(b) we can conclude that the function $|\phi(x)|$ is monotone increasing for $x > 1$. Therefore, the greater the flow is than Q^{\max} , the less accurate the quadratic friction loss approximation is. This is not surprising as the approximation is optimised to minimise errors in $[0, Q^{\max}]$.

In conclusion, we consider an approximation interval large enough to include the majority of expected feasible flows. However, this does not mean that the value of Q^{\max} should be unnecessarily large.

A QUADRATIC MODEL THAT MINIMISES RELATIVE ERRORS

We consider the quadratic approximation that is obtained by minimising the integral of relative errors (Eck & Mevisen 2015). In this approximation scheme, a quadratic function $h_{f2}(q) = a_2^*q^2 + b_2^*q$ is defined to minimise the integral:

$$I_2(a, b) = \int_{Q_1}^{Q_2} \left(\frac{aq^2 + bq - rq^n}{rq^n} \right)^2 dq \quad (13)$$

where $Q_1 > 0$ and $Q_2 = Q^{\max} > Q_1$ specify the approximation range. We refer to this approach as QA₂. Furthermore:

$$\begin{aligned} \int_{Q_1}^{Q_2} \left(\frac{aq^2 + bq - rq^n}{rq^n} \right)^2 dq &= \frac{a^2B_1}{r^2} + \frac{b^2B_2}{r^2} + \frac{2abB_3}{r^2} \\ &\quad - \frac{2aB_4}{r} - \frac{2bB_5}{r} + Q_2 - Q_1 \end{aligned} \quad (14)$$

with

$$\begin{aligned} B_1 &= \frac{Q_2^{5-2n} - Q_1^{5-2n}}{5-2n}, & B_2 &= \frac{Q_2^{3-2n} - Q_1^{3-2n}}{3-2n}, \\ B_3 &= \frac{Q_2^{4-2n} - Q_1^{4-2n}}{4-2n}, & B_4 &= \frac{Q_2^{3-n} - Q_1^{3-n}}{3-n}, \\ B_5 &= \frac{Q_2^{2-n} - Q_1^{2-n}}{2-n}. \end{aligned} \quad (15)$$

We look for (a_2^*, b_2^*) which solve the following system of equations:

$$\begin{cases} \frac{\partial I_2}{\partial a} = a \frac{B_1}{r^2} + b \frac{B_3}{r^2} - \frac{B_4}{r} = 0 \\ \frac{\partial I_2}{\partial b} = b \frac{B_2}{r^2} + a \frac{B_3}{r^2} - \frac{B_5}{r} = 0, \end{cases} \quad (16)$$

therefore:

$$\begin{cases} a_2^* = \frac{rB_4 - b_2^*B_3}{B_1} \\ b_2^* = r \frac{B_5B_1 - B_4B_3}{B_2B_1 - B_3^2}, \end{cases} \quad (17)$$

ANALYSIS OF THE APPROXIMATION ERROR

It can be shown from (17) that the accuracy of the quadratic approximation depends on Q_1 , Q_2 and the resistance coefficient r . In Eck & Mevisen (2015), a method for choosing Q_1 was suggested, in order to control the relative error of the proposed approximation. In fact, given that Q_2 is equal to the maximum considered flow value Q^{\max} , we choose Q_1 so that the minimum of the relative error function is within a given tolerance ϵ_{rel} (see Figure 3).

Since our aim is to apply the considered approximation scheme to formulate constraints of different optimisation problems for water supply networks, we study the effect of Q_1 , Q_2 and ϵ_{rel} on the absolute errors. In fact, these variables affect the degree of constraints violation for a feasible candidate solution. Therefore, we derive new exact analytical formulae for the absolute error. With the application of these formulae, we provide new insights into the

approximation defined in (17). In particular, we show that, as for QA₁, the absolute error is proportional to the resistance coefficient and it is a nonlinear function of Q^{max}.

Given Q^{max} and ε_{rel}, let a₂^{*} and b₂^{*} be the coefficients defined in (17) where Q₁ is chosen according to the method proposed in Eck & Mevissen (2015). In this case, we have:

$$e_2(q) = |a_2^*q^2 + b_2^*q - r q^n| = r(Q^{\max})^n \left| \psi\left(\frac{q}{Q^{\max}}\right) \right|, \quad (18)$$

where function $\psi(x) = l_\alpha x^2 + l_\beta x - x^n$ depends only on ε_{rel} and n. In particular, it is possible to compute a real number $\gamma = \gamma(\epsilon_{rel}, n)$ such that:

$$l_\alpha = l_\alpha(\gamma) = \frac{((1 - \gamma^{3-n})/(3 - n)) - l_\beta((1 - \gamma^{4-2n})/(4 - 2n))}{((1 - \gamma^{5-2n})/(5 - 2n))}$$

$$l_\beta = l_\beta(\gamma) = \frac{((1 - \gamma^{2-n})/(2 - n))((1 - \gamma^{5-2n})/(5 - 2n)) - ((1 - \gamma^{3-n})/(3 - n))((1 - \gamma^{4-2n})/(4 - 2n))}{((1 - \gamma^{3-2n})/(3 - 2n))((1 - \gamma^{5-2n})/(5 - 2n)) - ((1 - \gamma^{4-2n})/(4 - 2n))^2}. \quad (19)$$

See Lemma 2 (Appendix 1) for a detailed derivation of the above expressions. In addition, there is an implicit nonlinear relation between function ψ and the couple (ε_{rel}, n). From Figure 4, we can see that when $q < (Q^{\max}/10)$, the choice of ε_{rel} = 0.1 results in $|\psi(q/Q^{\max})| \ll 10^{-3}$. Therefore, if we expect that most flows are significantly smaller than Q^{max}, we can set ε_{rel} = 0.1. The accuracy on flows larger

than Q^{max} is improved when smaller values of ε_{rel} are used. In the remaining part of the paper we consider the case of ε_{rel} = 0.1.

From Figure 5(b), the value $|\psi(q/Q^{\max})|$ is large for $q > Q^{\max}$. Therefore, in order to have a small approximation error, Q^{max} should be defined so that the majority of expected feasible flows does not exceed this value. On the other hand, Equation (18) suggests that the use of an unnecessarily large value of Q^{max} can generate high errors. Nonetheless, if Q^{max} is such that $q < (Q^{\max}/10)$ for most feasible flows, then the corresponding values of $|\psi(q/Q^{\max})|$ can be very small and, consequently, the approximation is sufficiently accurate. As a result, we cannot conclude that a large value of Q^{max} necessarily results in big approximation errors for QA₂, which is contrary to the conclusion for QA₁ (see also the numerical analysis section).

Now let (a₁^{*}, b₁^{*}) and (a₂^{*}, b₂^{*}) be the coefficients of the quadratic frictional loss formulae computed according to QA₁ and QA₂, respectively. From the previous sections, we have:

$$e_1(q) = r(Q^{\max})^n \left| \phi\left(\frac{q}{Q^{\max}}\right) \right|, \quad (20)$$

$$e_2(q) = r(Q^{\max})^n \left| \psi\left(\frac{q}{Q^{\max}}\right) \right|.$$

In Figure 6, we compare the graphs of $|\phi(\cdot)|$ and $|\psi(\cdot)|$. From Figure 6(a), we conclude that when $q < (Q^{\max}/5)$, QA₂ results in a smaller absolute error than QA₁. In the case

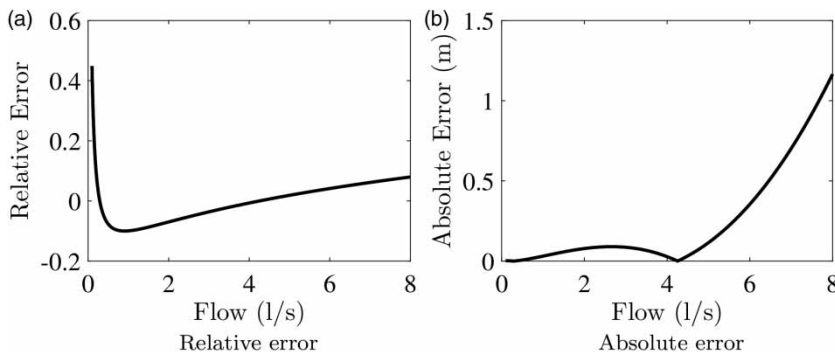


Figure 3 | Graphs of relative and absolute error functions of the quadratic friction loss approximation for a typical pipe with L = 1,000 m, D = 0.1 m, C = 120. The value of Q₂ is set to 8 l/s while Q₁ is chosen so that the minimum of the relative error function ε_{rel} sits at -0.1: (a) relative error, (b) absolute error.

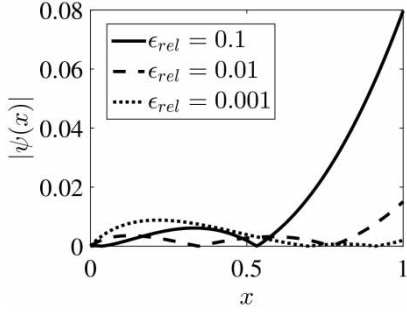


Figure 4 | Plot of $|\psi(\cdot)|$ for different values of ϵ_{rel} .

when the flow q is closer to Q^{\max} , the best level of accuracy is achieved with QA₁. Note that both approximation schemes can result in large errors when $q \gg Q^{\max}$.

Finally, recall that $r = (10.670 \cdot L / C^n D^{4.871})$. Therefore, the absolute errors for QA₁ and QA₂ friction head loss approximations can be written as:

$$\begin{aligned} e_1(q) &= \frac{10.67 \cdot L}{C^n D^{4.871}} (Q^{\max})^n \left| \phi\left(\frac{q}{Q^{\max}}\right) \right|, \\ e_2(q) &= \frac{10.67 \cdot L}{C^n D^{4.871}} (Q^{\max})^n \left| \psi\left(\frac{q}{Q^{\max}}\right) \right|. \end{aligned} \quad (21)$$

Even though the quadratic approximation was observed to be more accurate for rough pipes in the case of DW friction models (Eck & Mevissen 2015), the above formulae demonstrate that this does not hold for HW models. In fact, when L , D and Q^{\max} are fixed, both approximation schemes become less accurate for rough pipes. This is shown also in Figure 7, where a pipe with $L = 100$ m, $D = 0.25$ m and $V^{\max} = 3$ m/s is considered.

NUMERICAL RESULTS AND DISCUSSION

Smooth head loss approximations are critical in the formulation and solution of mathematical optimisation problems for water supply networks. This is because frictional head loss formulae appear as nonlinear constraints in many optimisation problems (Burgschweiger *et al.* 2009; Bragalli *et al.* 2012; Eck & Mevissen 2012; Menke *et al.* 2015; Pecci *et al.* 2016). In this paper, we consider optimisation problems that require the computation of optimal control settings for pressure reducing valves (PRVs) in order to minimise average zone pressure (AZP) (and leakage) (Vairavamoorthy & Lumbers 1998; Wright *et al.* 2014). In Pecci *et al.* (2016), the co-design problem of optimal placement and operation of PRVs used QA₁ to approximate frictional head loss formula within the optimisation constraint. We refer the reader to Appendix 2 for a description of the problem formulation.

We model a water supply network as a graph with n_p links and n_n nodes. We define an extended period simulation and optimisation formulation, with n_l different demand conditions. Once the locations of the valves are fixed, the same mathematical framework can be used to optimise valve operational settings, resulting in a nonlinear program. The unknown variables include pressure at demand nodes and flows in pipes while the objective to be minimised is AZP. The optimisation problem is solved using the interior point nonlinear programming solver IPOPT (Wächter & Biegler 2006). All computations were performed within MATLAB 2015a-64 bit for Windows 7,

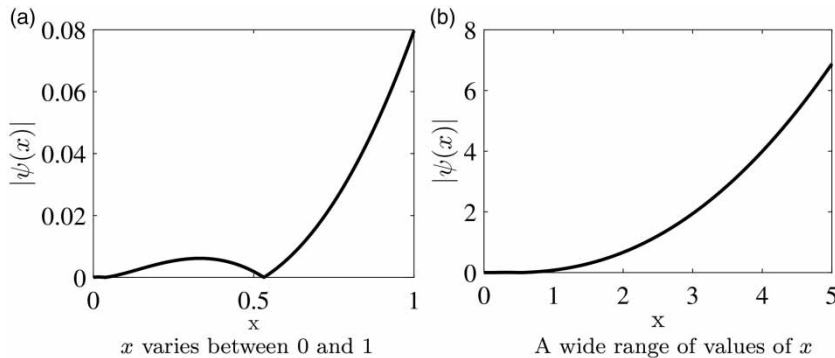


Figure 5 | Graphs of the function $|\psi(\cdot)|$ over different ranges of x values: (a) x varies between 0 and 1, (b) a wide range of values of x .

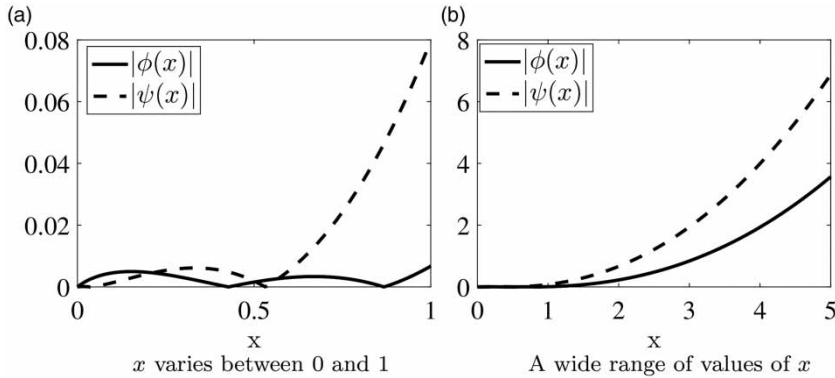


Figure 6 | Comparison between functions $|\phi(\cdot)|$ and $|\psi(\cdot)|$: (a) x varies between 0 and 1, (b) a wide range of values of x .

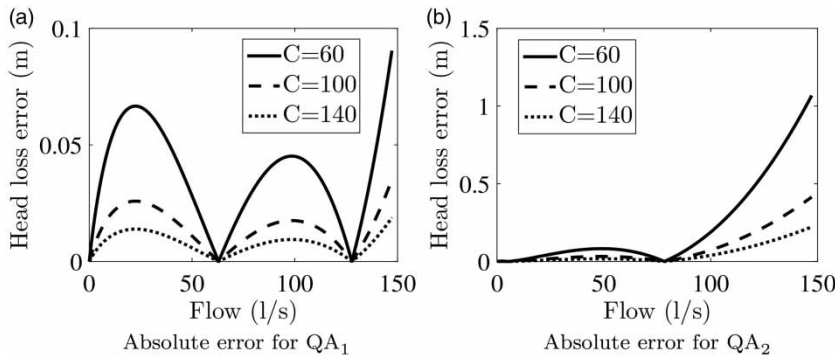


Figure 7 | Comparison of the absolute error functions for QA₁ and QA₂ with different pipe roughness values: (a) absolute error for QA₁, (b) absolute error for QA₂.

installed on a 2.50 GHz Intel® Xeon(R) CPU E5-2640 0 with 18 cores.

As a case study, we consider the Smart Water Network Demonstrator operated by Bristol Water, InfraSense Labs at Imperial College London and Cla-Val presented in Wright et al. (2014). We refer to this case study model as BWFLnet. BWFLnet consists of 2,374 nodes, 2,434 pipes, two inlets (with fixed known hydraulic heads) and it is simulated under 96 different demand conditions for the extended period hydraulic simulation; its network topology and elevation map is presented in Figure 8.

BWFLnet is composed of two interconnected district metered areas (DMAs) and it is currently operated with dynamic network connectivity (Wright et al. 2014). Two kept shut boundary valves between the DMAs were replaced by two dynamic boundary valves that are autonomously closed at low demand periods (night hours) and opened for the remaining 24 hours of a diurnal operational cycle.

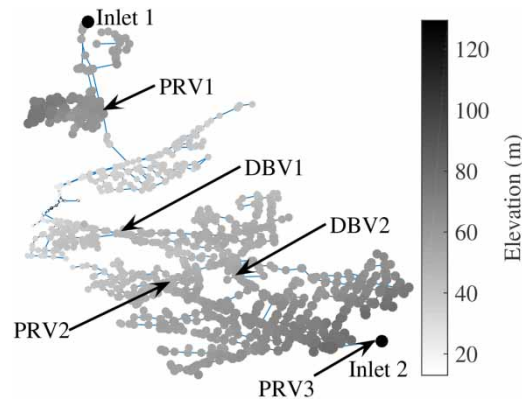


Figure 8 | BWFLnet network model.

Three PRVs are optimally controlled using daily derived flow modulation polynomials to minimise AZP. The network model and control options have been expanded from the model presented in Wright et al. (2014). The HW formula is used to model friction losses within the BWFLnet.

We investigate the effect of the quadratic approximations QA₁ and QA₂ on the quality of the solutions. When optimal settings for the PRVs are derived, these are implemented within the hydraulic equations to simulate network pressures and flows, while valves are optimally operated. The hydraulic equations are solved using algorithm 1 in Abraham & Stoianov (2015), which is sometimes called a loop method – see also Appendix 2. The optimisation solution is then compared with simulated pressures and flows.

We define the mean absolute error on nodal pressure as

$$\Delta_P(i) = \frac{\sum_{t=1}^{n_t} |\tilde{p}_i(t) - p_i(t)|}{n_t}, \quad i = 1, \dots, n_n \quad (22)$$

where $\tilde{p}(t) \in \mathbb{R}^{n_n}$ represents the vector of nodal pressures at loading condition t , computed by the optimisation process using a quadratic approximation for friction losses; on the other hand, $p(t) \in \mathbb{R}^{n_n}$ represents the vector of nodal pressures computed by hydraulic simulation with optimised valve settings and HW friction loss model. Analogously, we define

$$\Delta_Q(j) = \frac{\sum_{t=1}^{n_t} |\tilde{q}_j(t) - q_j(t)|}{n_t}, \quad j = 1, \dots, n_p \quad (23)$$

with $\tilde{q}(t) \in \mathbb{R}^{n_p}$ and $q(t) \in \mathbb{R}^{n_p}$ vectors of flows computed in valve optimisation and simulation, respectively. Finally, we formulate two empirical cumulative distribution functions as

$$F_P(\delta_p) = \frac{\text{number of nodes } i \text{ with } \Delta_P(i) < \delta_p}{n_n}, \quad (24)$$

$$F_Q(\delta_q) = \frac{\text{number of pipes } j \text{ with } \Delta_Q(j) < \delta_q}{n_p}.$$

A preliminary investigation of the network model based on hydraulic simulations under different demand conditions has highlighted that the maximum velocities in all links are below 6 m/s – see Figure 9 for a scatter plot of the maximum velocities across all links.

Let $V^{\max} \in \mathbb{R}^{n_p}$ be the vector of maximum expected velocities across all links. We can define the corresponding vector of maximum expected flows as $Q^{\max} \in \mathbb{R}^{n_p}$ with

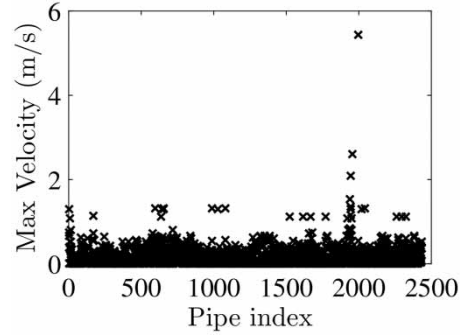


Figure 9 | Maximum velocity achieved in simulation across each link.

$Q_j^{\max red} = S_j \cdot V_j^{\max}$ for all $j \in \{1, \dots, n_p\}$, where S_j is the cross-sectional area of link j .

Note that the value of Q^{\max} (and V^{\max}) used in computing the quadratic approximation does not need to be equal to the optimisation upper bound on flow (and hence velocity) variables. For example, it is possible to compute the coefficients of the quadratic friction head loss formulae with $V_j^{\max} = 0.1 \text{ m/s}$ for all pipes and allow the optimisation to consider velocities up to 10 m/s – we refer to this scenario as T1. In this case, the feasible flow $q_j(t)$ may be larger than Q_j^{\max} for most $j \in \{1, \dots, n_p\}$ and $t \in \{1, \dots, n_t\}$. Therefore, according to Figure 6, we expect QA₁ to be more precise than QA₂. As reported in Figure 10(a), this is verified by our experiment, with QA₁ being more accurate than QA₂.

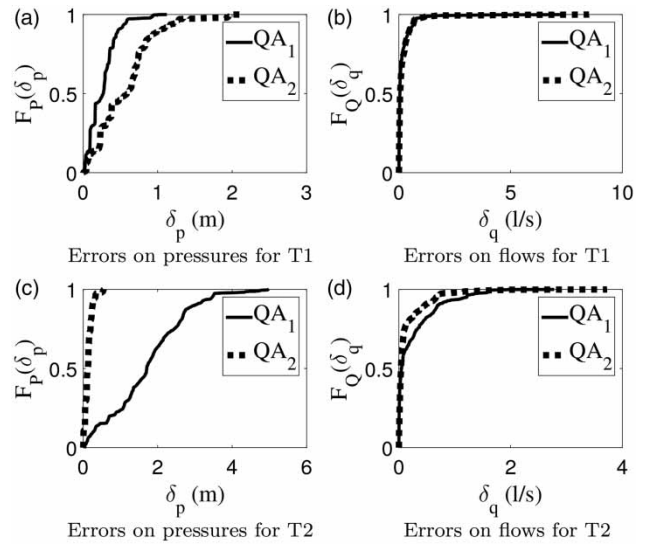


Figure 10 | (a) Errors on pressures for T1, (b) errors on flows for T1, (c) errors on pressures for T2, (d) errors on flows for T2.

We have already observed in the previous section that a better level of accuracy is reached when the values in Q^{\max} are larger than all possible feasible flows for the considered case study. However, unnecessarily large maximum flow values can cause significant inaccuracies, see Equation (20). In order to investigate this aspect, we set $V_j^{\max} = 6m/s$ for all $j \in \{1, \dots, n_p\}$ and run the optimisation, we refer to this scenario as T2. In the case of QA₁, the optimisation-simulation difference on nodal pressures reaches large values for most nodes as summarised in Figure 10(c) and 10(d). The expected optimised AZP value is $37m$ while the actual simulated AZP with optimised valves is found to be $39m$. When QA₂ is used, the accuracy is improved, with an average error of $0.13m$.

The difference in accuracy described above is increased if we consider $V_j^{\max} = 10m/s$ for all links $j \in \{1, \dots, n_p\}$; this is scenario T3. In this case, the inaccuracies introduced by QA₁ in the computation of friction losses, prevent convergence of the nonlinear program solver. On the contrary, in the case of QA₂, the mean difference between pressures computed during the optimisation process and those obtained from hydraulic simulation is close to $0.15m$ (Figure 11(a) and 11(b)).

In the case of $V_j^{\max} = 10m/s$, the behaviour of the two quadratic approximation schemes can be described as follows. As shown in the previous section, the inaccuracies

due to unnecessary large Q_j^{\max} on many links can result in high errors of approximations. Note from Figure 12(a) that many feasible flows are much smaller than the expected Q_j^{\max} . Specifically, we observe that $q_j \ll (Q_j^{\max}/10)$ for most $j \in \{1, \dots, n_p\}$. This implies that $|\psi(q_j/Q_j^{\max})| < 10^{-4}$ for most $j \in \{1, \dots, n_p\}$; see also Figure 12(b). In comparison, the values $|\phi(q_j/Q_j^{\max})|$ are at least an order bigger for the same links. With reference to Equation (20), we conclude that, in the case of QA₂, the value of $|\psi(q_j/Q_j^{\max})|$ is small enough to compensate the large $(Q_j^{\max})^n$ on most links $j \in \{1, \dots, n_p\}$. This is not valid for QA₁.

In order to improve the accuracy of both optimisation strategies, we should tailor the value of the maximum expected flow for each particular link j and avoid unnecessarily large Q_j^{\max} . Recall that for each $j \in \{1, \dots, n_p\}$, we have $Q_j^{\max} = S_j \cdot V_j^{\max}$, where S_j is the cross-sectional area of link j . Therefore, a tailored choice of vector V_j^{\max} for each link results in a tailored Q_j^{\max} for each link. Given $\mu \geq 1$, we set $V_j^{\max} := \mu \cdot v$ if the maximum simulated velocity across link j is lower than v , for $v = 1, \dots, 6$. In cases where the optimisation processes result in increased flow velocities, for example, in operational optimisation to improve ‘self-cleaning capacity’ of the network (Vreeburg et al. 2009; Abraham et al. 2016), we can set $\mu > 1$ large enough so that all expected feasible flows are within the approximation interval.

The proposed strategy avoids overestimating values Q_j^{\max} on small pipes with low velocities. We consider tailored maximum velocities with $\mu = 1$; this is scenario T4. In this case, we obtain the best pressure accuracy for the two approximations (see Figure 11(c)).

We further analyse the quality of the different solutions provided by the optimisation process with QA₁ and QA₂ friction head loss models, using a tailored maximum expected flow for each link. In this case, many feasible flows are such that $q_j(t) < (Q_j^{\max}/5)$. In the previous section, we have shown that this implies $e_2(q) < e_1(q)$ and have confirmed by the experimental results. In fact, as shown in Figure 11(c), the optimal solution corresponding to QA₂ is more accurate than the one related to QA₁. As observed in Figure 11(d), both quadratic approximations cause large errors (more than $1l/s$) in the computation of a small fraction of network flows (less than 2% for the described case study).

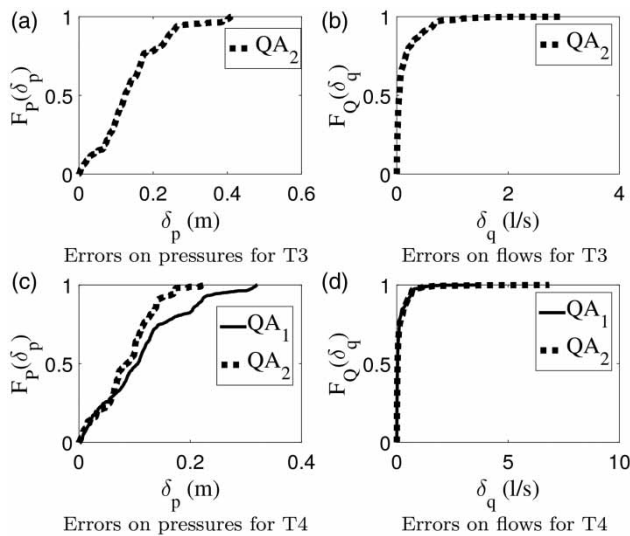


Figure 11 | (a) Errors on pressures for T3, (b) errors on flows for T3, (c) errors on pressures for T4, (d) errors on flows for T4.

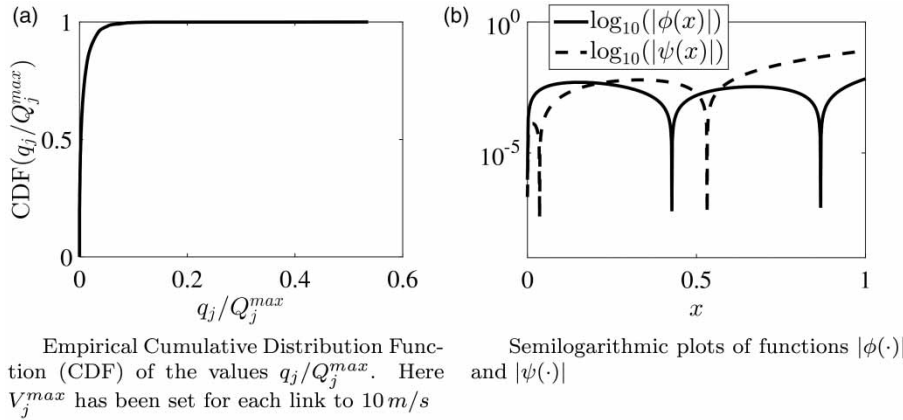


Figure 12 | (a) Empirical cumulative distribution function (CDF) of the values q_j/Q_j^{max} . Here, V_j^{max} has been set for each link to 10 m/s. (b) Semilogarithmic plots of functions $|\phi(\cdot)|$ and $|\psi(\cdot)|$.

However, such inaccuracies do not affect the quality of feasible solutions for the considered application of minimising of AZP. The reason is that the AZP depends on nodal pressures only, which are computed with high accuracy. As shown in Figure 13, the value of AZP computed from the optimisation is close to the one obtained from hydraulic simulation with the original HW friction head loss formula for both QA₁ and QA₂.

We observe that the optimisation with friction head loss model QA₁ underestimates network pressures, while in the case of QA₂ the simulated pressures are lower than the values computed from optimisation. For example, Figure 14 plots the pressure profiles at a critical point – i.e., the lowest pressure point within the zone. The minimum allowed pressure at this node has been set by the network operator to 18 m. From Figure 14(a), the simulated

pressure based on optimisation with QA₁ satisfies the minimum pressure constraints. On the contrary, the hydraulic solution corresponding to QA₂ results in a constraint violation.

In the considered case study, most of the feasible flows $q_j(t)$ are smaller than $(2Q_j^{max}/5)$. With reference to Figure 15 and Equation (20), we conclude that QA₁ overestimates friction losses on the majority of network flows, while QA₂ underestimates these values. For this reason, pressures computed using QA₁ are lower than corresponding hydraulically feasible pressures. In comparison, the optimisation with QA₂ computes higher pressures than obtained from hydraulic simulation. Nonetheless, by appropriately choosing the ranges for the two quadratic approximations, a good level of accuracy is achieved. Consequently, smooth quadratic approximations for friction

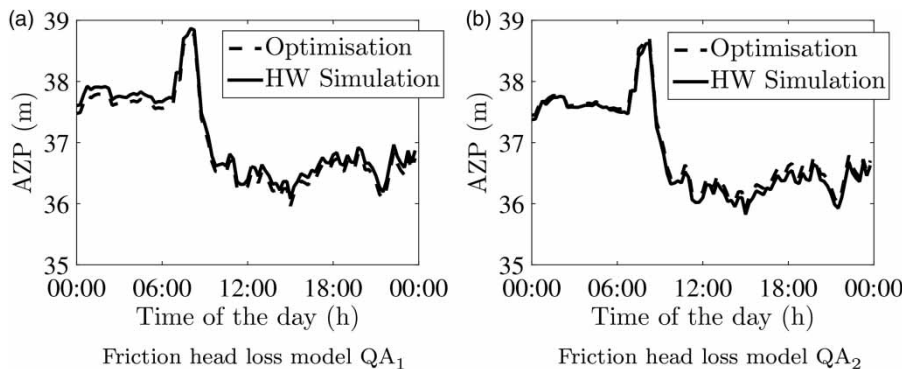


Figure 13 | Comparisons of different AZP profiles obtained from optimisation and HW simulation: (a) friction head loss model QA₁ (b) friction head loss model QA₂.

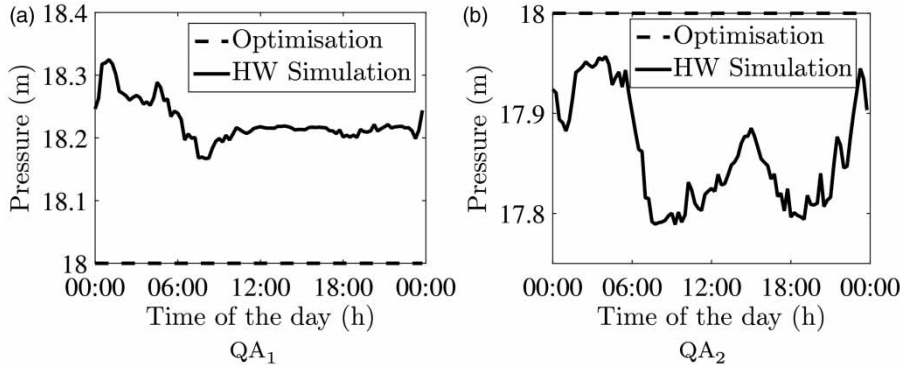


Figure 14 | Comparisons of pressure profile at the critical point for (a) QA₁ and (b) QA₂.

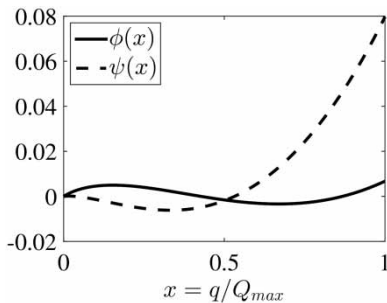


Figure 15 | Graphs of functions $\phi(x)$ and $\psi(x)$, when $x \in [0, 1]$.

head loss models enable the application of standard nonlinear programming tools for the mathematical optimisation problems arising in the framework of optimal design and operation of water supply networks.

In the present analysis, we study eight different optimisation problems; in fact, for each approximation scheme, four different scenarios are investigated. All the considered optimisation problems are large-scale nonlinear programs with 695,232 variables, 934,656 nonlinear constraints and 1,618,368 linear constraints. The computational performance of the solver IPOPT is reported in Table 1. We observe that in the case of T3 the solver failed to converge to a solution of the optimisation problem formulated using QA₁. Although the overall computational performance is satisfactory, improvements can be achieved by simplifying the problem formulation. The study of alternative and computationally efficient formulations for optimal valve operation problems in water supply networks is beyond the scope of this work and is a subject for future research.

Table 1 | Computational performance of the solver IPOPT

	QA ₁		QA ₂	
	CPU	Iter	CPU	Iter
T1	8,332 s	702	1,196 s	138
T2	2,424 s	295	1,284 s	149
T3	–	–	1,930 s	201
T4	7,445 s	642	7,240 s	590

For each quadratic approximation scheme, four optimisation problems were considered corresponding to different scenarios. In scenario T1, the quadratic approximations of the friction head loss formula is performed over an interval defined by $v^{\max} = 0.1 \text{ m/s}$, while the optimisation allows velocities up to 10 m/s . Scenarios T2, T3 and T4 use maximum velocities of 6 m/s , 10 m/s and tailored v^{\max} , respectively, both for approximations and optimisation frameworks.

CONCLUSIONS

Quadratic approximations have been effectively used to formulate head loss constraints in different optimisation problems for water supply networks. Therefore, quantifying and controlling their absolute errors, which affect the degree of constraint violations of feasible candidate solutions, has a strong impact on the application of mathematical optimisation. Both the HW and DW friction head loss models need smooth approximations to be posed as explicit constraints in mathematical optimisation. However, we show tight analytic error bounds for the HW case because of its explicit formula, unlike the implicit DW model.

In this paper, we have presented two quadratic approximations that minimise the absolute and relative errors, respectively, for the non-smooth HW friction head loss formula over a range of flows for each pipe. We have derived

exact analytical formulae for absolute errors for two quadratic approximations that we investigated. In particular, we have shown that the absolute head loss approximation error for each pipe is proportional to the resistance coefficient and it is a nonlinear function of the approximation domain. Based on the derived explicit formulae, we have provided new insights into quadratic approximations of the HW head loss formula for solving optimisation problems for water supply systems. We have also discussed the critical nonlinear relations between errors and the range of flows. Moreover, in the case of the quadratic approximation that minimises relative errors, our analytical framework allows an efficient strategy for the computation of the quadratic approximation coefficients, which is especially well suited when considering large-scale water supply networks with many pipes.

Friction head loss formulae appear as nonlinear constraints in many optimisation problems for water supply networks. These problems include optimal network design (Bragalli *et al.* 2012), optimal placement and operation of valves (Pecci *et al.* 2016) and optimal pump scheduling (Gleixner *et al.* 2012; Bonvin *et al.* 2015; Menke *et al.* 2015). The presented quadratic approximation schemes facilitate the solution of such problems in a more deterministic and rigorous mathematical programming framework.

Furthermore, we have experimentally validated the application of these approximations to the mathematical optimisation problem for the pressure control of an operational network. This case study represents a new generation of intelligent water supply networks that dynamically adapt their connectivity and operational objectives. The constraint violations and approximation errors in numerical experiments are found to be consistent with our analytical predictions. Finally, we have proposed a strategy for the choice of the approximation domain such that the derived optimisation results are sufficiently close to hydraulic feasibility.

ACKNOWLEDGEMENTS

The authors would like to acknowledge the support of NEC (the NEC-Imperial Smart Water Systems project) and EPSRC (EP/P004229/1). Dr Abraham was a Post-Doctoral Research

Associate at Imperial College London (InfraSense Labs) when the work presented in the manuscript was carried out.

REFERENCES

- Abraham, E. & Stoianov, I. 2015 [Sparse null space algorithms for hydraulic analysis of large scale water supply networks](#). *Journal of Hydraulic Engineering* **142** (3). doi:10.1061/(ASCE)HY.1943-7900.0001089.
- Abraham, E., Blokker, E. & Stoianov, I. 2016 Network Analysis, Control Valve Placement and Optimal Control of Flow Velocity for Self-Cleaning Water Distribution Systems. In: *Water Distribution System Analysis Conference*. WDSA, 2016, In Press.
- Benzi, M., Golub, G. H. & Liesen, J. 2005 [Numerical solution of saddle point problems](#). *Acta Numerica* **14**, 1–137. doi:10.1017/S0962492904000212.
- Bonvin, G., Demasse, S., Le Pape, C., Maizi, N., Mazauric, V. & Samperio, A. 2015 [A convex mathematical program for pump scheduling in a class of branched water networks](#). *Applied Energy* **185**, 1702–1711. doi:10.1016/j.apenergy.2015.12.090.
- Bragalli, C., D'Ambrosio, C., Lee, J., Lodi, A. & Toth, P. 2012 [On the optimal design of water distribution networks: a practical MINLP approach](#). *Optimization and Engineering* **13**, 219–246. doi:10.1007/s11081-011-9141-7.
- Burgschweiger, J., Gnädig, B. & Steinbach, M. C. 2009 [Optimization models for operative planning in drinking water networks](#). *Optimization and Engineering* **10**, 43–73. doi:10.1007/s11081-008-9040-8.
- Christensen, B., Locher, F. & Swamee, P. 2000 [Limitations and proper use of the Hazen-Williams equation](#). *Journal of Hydraulic Engineering* **126**, 167–170. doi:10.1061/(ASCE)0733-9429(2000)126:2(167).
- Dai, P. D. & Li, P. 2014 [Optimal localization of pressure reducing valves in water distribution systems by a reformulation approach](#). *Water Resources Management* **28**, 3057–3074.
- Eck, B. J. & Mevissen, M. 2012 [Non-Linear Optimization with Quadratic Pipe Friction](#). Technical Report. IBM Research Division.
- Eck, B. J. & Mevissen, M. 2015 [Quadratic approximations for pipe friction](#). *Journal of Hydroinformatics* **17**, 462–472. doi:10.2166/hydro.2014.170.
- Galdiero, E., De Paola, F., Fontana, N., Giugni, M. & Savic, D. 2016 Decision support system for the optimal design of district metered areas. *Journal of Hydroinformatics* **18**, 49–61. doi:10.2166/hydro.2015.023.
- Giustolisi, O., Berardi, L. & Walski, T. M. 2011 [Some explicit formulations of Colebrook-White friction factor considering accuracy vs. computational speed](#). *Journal of Hydroinformatics* **13**, 401–418. doi:10.2166/hydro.2010.098.
- Gleixner, A., Held, H., Huang, W. & Vigerske, S. 2012 [Towards globally optimal operation of water supply networks](#). *Numerical Algebra, Control and Optimization* **2**, 695–711. doi:10.3934/naco.2012.2.695.

- Jung, D., Lansey, K. E., Choi, Y. & Kim, J. H. 2015 Robustness-based optimal pump design and scheduling for water distribution systems. *Journal of Hydroinformatics* **18**, 500–513. doi:10.2166/hydro.2015.091.
- Larock, B. E., Jeppson, R. W. & Watters, G. Z. 1999 *Hydraulics of Pipeline Systems*. CRC Press, Boca Raton, FL, USA.
- Liou, C. P. 1998 Limitations and proper use of the Hazen-Williams equation. *Journal of Hydraulic Engineering* **124**, 951–954. doi:10.1061/(ASCE)0733-9429(1998)124:9(951).
- Maier, H., Kapelan, Z., Kasprzyk, J., Kollat, J., Matott, L., Cunha, M., Dandy, G., Gibbs, M., Keedwell, E., Marchi, A., Ostfeld, A., Savic, D., Solomatine, D., Vrugt, J., Zecchin, A., Minsker, B., Barbour, E., Kuczera, G., Pasha, F., Castelletti, A., Giuliani, M. & Reed, P. 2014 Evolutionary algorithms and other metaheuristics in water resources: current status, research challenges and future directions. *Environmental Modelling & Software* **62**, 271–299. doi:10.1016/j.envsoft.2014.09.013.
- McCormick, G. & Powell, R. S. 2003 Derivation of near-optimal pump schedules for water distribution by simulated annealing. *Journal of the Operational Research Society* **55**, 728–736. doi:10.2307/4102019.
- Menke, R., Abraham, E., Pappas, P. & Stoianov, I. 2015 Exploring optimal pump scheduling in water distribution networks with branch and bound. *Water Resources Management* **30**, 5333–5349. doi:10.1007/s11269-016-1490-8.
- Mortazavi-Naeini, M., Kuczera, G. & Cui, L. 2015 Efficient multi-objective optimization methods for computationally intensive urban water resources models. *Journal of Hydroinformatics* **17**, 36–55. doi:10.2166/hydro.2014.204.
- Nicolini, M. & Zovatto, L. 2009 Optimal location and control of pressure reducing valves in water networks. *Journal of Water Resources Planning and Management* **135**, 178–187.
- Nocedal, J. & Wright, S. J. 2006 *Numerical Optimization*, 2nd edn. Springer-Verlag, New York, USA. doi:10.1007/BF01068601.
- Pecci, F., Abraham, E. & Stoianov, I. 2016 Multiobjective co-design problems for water distribution networks: a continuous relaxation approach. *Structural and Multidisciplinary Optimization* In press. doi:10.1007/s00158-016-1537-8.
- Rossman, L. A. 2000 *Epanet 2 Users Manual*. U.S. Environmental Protection Agency, Cincinnati, OH, USA.
- Savic, D. A. & Walters, G. A. 1997 Genetic algorithms for least-cost design of water. *Journal of Water Resources Planning and Management* **123**, 67–77.
- Vairavamoorthy, K. & Lumbers, J. 1998 Leakage reduction in water distribution systems: optimal valve control. *Journal of Hydraulic Engineering* **124**, 1146–1154. doi:10.1061/(ASCE)0733-9429(1998)124:11(1146).
- Vreeburg, J., Blokker, E. M., Horst, P. & Van Dijk, J. 2009 Velocity-based self-cleaning residential drinking water distribution systems. *Water Science and Technology: Water Supply* **9** (6), 635–641. doi:10.2166/ws.2009.689.
- Wächter, A. & Biegler, L. T. 2006 On the implementation of a primal-dual interior point filter line search algorithm for large-scale nonlinear programming. *Mathematical Programming* **106**, 25–57. doi:10.1007/s10107-004-0559-y.
- Wright, R., Stoianov, I., Pappas, P., Henderson, K. & King, J. 2014 Adaptive water distribution networks with dynamically reconfigurable topology. *Journal of Hydroinformatics* **16**, 1280–1301. doi:10.2166/hydro.2014.086.
- Wright, R., Abraham, E., Pappas, P. & Stoianov, I. 2015 Control of water distribution networks with dynamic DMA topology using strictly feasible sequential convex programming. *Water Resources Research* **51**, 9925–9941. doi:10.1002/2015WR017466.

First received 19 July 2016; accepted in revised form 2 January 2017. Available online 17 April 2017