



Delft University of Technology

Higher order convergent fast nonlinear Fourier transform

Vaibhav, Vishal

DOI

[10.1109/LPT.2018.2812808](https://doi.org/10.1109/LPT.2018.2812808)

Publication date

2018

Document Version

Accepted author manuscript

Published in

IEEE Photonics Technology Letters

Citation (APA)

Vaibhav, V. (2018). Higher order convergent fast nonlinear Fourier transform. *IEEE Photonics Technology Letters*, 30(8), 700-703. <https://doi.org/10.1109/LPT.2018.2812808>

Important note

To cite this publication, please use the final published version (if applicable). Please check the document version above.

Copyright

Other than for strictly personal use, it is not permitted to download, forward or distribute the text or part of it, without the consent of the author(s) and/or copyright holder(s), unless the work is under an open content license such as Creative Commons.

Takedown policy

Please contact us and provide details if you believe this document breaches copyrights. We will remove access to the work immediately and investigate your claim.

Higher Order Convergent Fast Nonlinear Fourier Transform

Vishal Vaibhav

Abstract—It is demonstrated in this letter that linear multistep methods for integrating ordinary differential equations can be used to develop a family of fast forward scattering algorithms with higher orders of convergence. Excluding the cost of computing the discrete eigenvalues, the nonlinear Fourier transform (NFT) algorithm thus obtained has a complexity of $O(KN + C_p N \log^2 N)$ such that the error vanishes as $O(N^{-p})$ where $p \in \{1, 2, 3, 4\}$ and K is the number of eigenvalues. Such an algorithm can be potentially useful for the recently proposed NFT based modulation methodology for optical fiber communication. The exposition considers the particular case of the backward differentiation formula ($C_p = p^3$) and the implicit Adams method ($C_p = (p-1)^3, p > 1$) of which the latter proves to be the most accurate family of methods for fast NFT.

Index Terms—Nonlinear Fourier Transform, Zakharov-Shabat scattering problem

I. INTRODUCTION

This letter deals with the algorithmic aspects of the nonlinear Fourier transform (NFT) based modulation techniques that aim at exploiting the nonlinear Fourier (NF) spectrum for optical fiber communication [1]. These novel techniques [2] can be viewed as an extension of the original ideas of Hasegawa and Nyu who proposed what they coined as *eigenvalue communication* in the early 1990s [3]. One of the key ingredients in various NFT-based modulation schemes is the fast forward NFT which can be used to decode information encoded in the discrete and/or the continuous part of the NF spectrum. A thorough description of the discrete framework (based on one-step methods) for various fast forward/inverse NFT algorithms was presented in [4] where it was shown that one can achieve a complexity of $O(N \log^2 N)$ in computing the scattering coefficients in the discrete form (such a result for certain other discrete systems was first reported by Wahls and Poor [5] for forward NFT). If the eigenvalues are known beforehand, then the NFT has an overall complexity of $O(KN + N \log^2 N)$ such that the error vanishes as $O(N^{-2})$ where N is the number of samples of the signal and K is the number of eigenvalues. Interestingly enough, the complexity of the fast inverse NFT proposed in [6], [7] also turns out to be $O(KN + N \log^2 N)$ with error vanishing as $O(N^{-2})$.

In this letter, we present new fast forward scattering algorithms where the complexity of computing the discrete scattering coefficients is $O(C_p N \log^2 N)$. If the eigenvalues are known beforehand, the NFT of a given signal can be computed with a complexity of $O(KN + C_p N \log^2 N)$ such that the error vanishes as $O(N^{-p})$ where ($p \in \{1, 2, 3, 4\}$) and K is the number of eigenvalues. In particular, we demonstrate in this work that using m -step ($m \in \{1, 2, 3, 4\}$) backward

differentiation formula (BDF) and m -step ($m \in \{1, 2, 3\}$) implicit Adams (IA) method [8] one can obtain fast forward NFT algorithms with order of convergence given by $p = m$ and $p = m + 1$, respectively. As far as higher-order convergent fast inverse NFT algorithms are concerned, let us mention that the problem of finding a compatible fast layer-peeling scheme for each of these discrete systems remains to be investigated.

The starting point of our discussion is the Zakharov-Shabat (ZS) [9] scattering problem which can be stated as: For $\zeta \in \mathbb{R}$ and $\mathbf{v} = (v_1, v_2)^\top$,

$$\mathbf{v}_t = -i\zeta\sigma_3\mathbf{v} + U(t, x)\mathbf{v}, \quad (1)$$

where $\sigma_3 = \text{diag}(1, -1)$ and the potential $U(t, x)$ is defined by $U_{11} = U_{22} = 0, U_{12} = q(t, x)$ and $U_{21} = r(t, x)$ with $r = \kappa q^*$ ($\kappa \in \{+1, -1\}$). Here, $\zeta \in \mathbb{R}$ is known as the *spectral parameter* and $q(t, x)$ is the complex-valued function associated with the slow varying envelope of the optical field which evolves along the fiber according to the nonlinear Schrödinger equation (NSE), stated in its normalized form,

$$iq_x = q_{tt} - 2\kappa|q|^2q. \quad (2)$$

The NSE provides a satisfactory description of pulse propagation in an optical fiber in the path-averaged formulation [2] under low-noise conditions where t is the retarded time and x is the distance along the fiber. In the following, the dependence on x is suppressed for the sake of brevity. Here, $q(t)$ is identified as the *scattering potential*. The solution of the ZS problem (1) consists in finding the so called *scattering coefficients*, a and b , which are defined through special solutions of (1) known as the *Jost solution*. The Jost solution of the *first kind*, denoted by $\psi(t; \zeta)$, has the asymptotic behavior $\psi(t; \zeta)e^{-i\zeta t} \rightarrow (0, 1)^\top$ as $t \rightarrow \infty$. The Jost solution of the *second kind*, denoted by $\phi(t, \zeta)$, has the asymptotic behavior $\phi(t; \zeta)e^{i\zeta t} \rightarrow (1, 0)^\top$ as $t \rightarrow -\infty$.

For the focusing NSE (i.e., $\kappa = -1$ in (2)), the NF spectrum for the potential $q(t)$ comprises a *discrete* and a *continuous* part. The discrete NF spectrum consists of the so-called *eigenvalues* $\zeta_k \in \mathbb{C}_+$, such that $a(\zeta_k) = 0$, and, the *norming constants* b_k such that $\phi(t; \zeta_k) = b_k \psi(t; \zeta_k)$. Note that (ζ_k, b_k) describes a *bound state* or a *solitonic state* associated with the potential. For the defocusing NSE (i.e., $\kappa = +1$ in (2)), the discrete spectrum is empty. The continuous NF spectrum, also referred to as the *reflection coefficient*, is defined by $\rho(\xi) = b(\xi)/a(\xi)$ for $\xi \in \mathbb{R}$.

The letter first discusses the numerical discretization based on linear multistep methods, BDF and IA, along with the algorithmic aspects. This is followed by numerical experiments that verify the expected behavior of the algorithms proposed.

Email: vishal.vaibhav@gmail.com

II. THE NUMERICAL SCHEME

In order to develop the numerical scheme, we begin with the transformation $\tilde{\mathbf{v}} = e^{i\sigma_3 \zeta t} \mathbf{v}$ so that (1) becomes

$$\tilde{\mathbf{v}}_t = \tilde{U} \tilde{\mathbf{v}}, \quad \tilde{U} = e^{i\sigma_3 \zeta t} U e^{-i\sigma_3 \zeta t}, \quad (3)$$

with $\tilde{U}_{11} = \tilde{U}_{22} = 0$, $\tilde{U}_{12} = q(t)e^{2i\zeta t}$ and $\tilde{U}_{21} = r(t)e^{-2i\zeta t}$. This step removes the ‘‘stiff’’ part of (1) so that one can employ any of the linear multistep methods (LMMs) suitable for the numerical integration of non-stiff ordinary differential equations to integrate (3). The resulting scheme is described as *exponential* LMM on account of the exponential integrating factor used to transform (1).

In order to discuss the discretization scheme, we take an equispaced grid defined by $t_n = T_1 + nh$, $n = 0, 1, \dots, N$, with $t_N = T_2$ where h is the grid spacing. Define $\ell_-, \ell_+ \in \mathbb{R}$ such that $h\ell_- = -T_1$, $h\ell_+ = T_2$. Further, let us define $z = e^{i\zeta h}$. For the potential functions sampled on the grid, we set $q_n = q(t_n)$, $r_n = r(t_n)$, $U_n = U(t_n)$ and $\tilde{U}_n = \tilde{U}(t_n)$. Discretization using the m -step BDF ($m \in \{1, 2, 3, 4\}$) can be stated as

$$\sum_{s=0}^m \alpha_s \tilde{\mathbf{v}}_{n+s} = h\beta \tilde{U}_{n+m} \tilde{\mathbf{v}}_{n+m}, \quad (4)$$

where $\alpha = (\alpha_0, \alpha_1, \dots, \alpha_m)$ and β are given in Table I. Discretization using the m -step IA method ($m \in \{1, 2, 3\}$) can be stated as

$$\tilde{\mathbf{v}}_{n+m} - \tilde{\mathbf{v}}_{n+m-1} = h \sum_{s=0}^m \beta_s \tilde{U}_{n+s} \tilde{\mathbf{v}}_{n+s}, \quad (5)$$

where $\beta = (\beta_0, \beta_1, \dots, \beta_m)$ is given in Table I.

Both of these methods lead to a transfer matrix (TM) $\mathcal{M}_{n+m}(z^2) \in \mathbb{C}^{2m \times 2m}$ of the form

$$\mathcal{M}_{n+m}(z^2) = \begin{pmatrix} \gamma_{m-1} M_{n+m}^{(1)} & \gamma_{m-2} M_{n+m}^{(2)} & \dots & \gamma_1 M_{n+m}^{(m-1)} & \gamma_0 M_{n+m}^{(m)} \\ \sigma_0 & 0 & \dots & 0 & 0 \\ 0 & \sigma_0 & \dots & 0 & 0 \\ \vdots & \vdots & \ddots & \vdots & \vdots \\ 0 & 0 & \dots & \sigma_0 & 0 \end{pmatrix}, \quad (6)$$

where $\sigma_0 = \text{diag}(1, 1)$ and $M_{n+m}^{(s)} = M_{n+m}^{(s)}(z^2) \in \mathbb{C}^{2 \times 2}$ so that

$$\mathcal{W}_{n+m} = \mathcal{M}_{n+m}(z^2) \mathcal{W}_{n+m-1} \quad (7)$$

where $\mathbf{w}_n = z^n \mathbf{v}_n$ and $\mathcal{W}_n = (\mathbf{w}_n, \mathbf{w}_{n-1}, \dots, \mathbf{w}_{n-m+1})^\top \in \mathbb{C}^{2m}$. For BDF schemes, we may set $\alpha_m \equiv 1$. Further, setting $Q_n = (h\beta)q_n$, $R_n = (h\beta)r_n$ and $\Theta_n = 1 - Q_n R_n$, we have $\gamma_s = -\alpha_s$ together with

$$M_{n+m}^{(s)}(z^2) = \frac{1}{\Theta_{n+m}} \begin{pmatrix} 1 & z^{2s} Q_{n+m} \\ R_{n+m} & z^{2s} \end{pmatrix}. \quad (8)$$

For the IA methods, we have

$$M_{n+m}^{(1)}(z^2) = \Theta_{n+m}^{-1} \times \begin{pmatrix} 1 + z^2 \bar{\beta}_{m-1} R_{n+m-1} Q_{n+m} & z^2 Q_{n+m} + \bar{\beta}_{m-1} Q_{n+m-1} \\ R_{n+m} + z^2 \bar{\beta}_{m-1} R_{n+m-1} & z^2 + \bar{\beta}_{m-1} R_{n+m} Q_{n+m-1} \end{pmatrix}, \quad (9)$$

TABLE I
COEFFICIENTS USED IN BDF AND IA METHODS [8, CHAP. III.1]

Method	α	β	Method	β
BDF ₁	(-1, 1)	1	IA ₁	$(\frac{1}{2}, \frac{1}{2})$
BDF ₂	$(\frac{1}{3}, -\frac{4}{3}, 1)$	$\frac{2}{3}$	IA ₂	$(-\frac{1}{12}, \frac{8}{12}, \frac{5}{12})$
BDF ₃	$(-\frac{2}{11}, \frac{9}{11}, -\frac{18}{11}, 1)$	$\frac{6}{11}$	IA ₃	$(\frac{1}{24}, -\frac{5}{24}, \frac{19}{24}, \frac{9}{24})$
BDF ₄	$(\frac{3}{25}, -\frac{16}{25}, \frac{36}{25}, -\frac{48}{25}, 1)$	$\frac{12}{25}$		

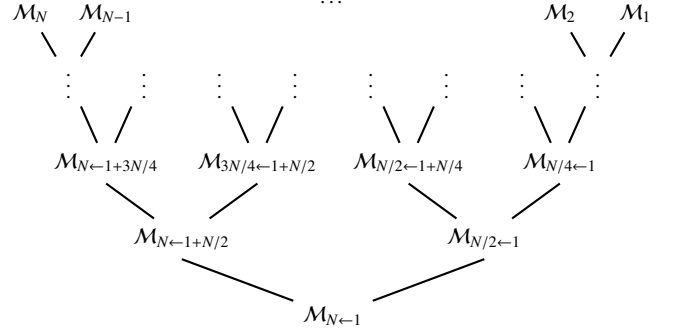


Fig. 1. The figure shows the schematic of the fast forward scattering algorithm where transfer matrices are multiplied pair-wise culminating in the full transfer matrix. All polynomial multiplications involved are carried out using the FFT algorithm (see Henrici [10]).

where $Q_n = (h\beta_m)q_n$, $R_n = (h\beta_m)r_n$, $\Theta_n = 1 - Q_n R_n$. Also,

$$M_{n+m}^{(m-s)}(z^2) = \frac{1}{\Theta_{n+m}} \begin{pmatrix} z^{2(m-s)} R_{n+s} Q_{n+m} & Q_{n+s} \\ z^{2(m-s)} R_{n+s} & R_{n+m} Q_{n+s} \end{pmatrix}, \quad (10)$$

with $\gamma_{m-1} = 1$ and $\gamma_s = \bar{\beta}_s$ for $s = 0, 1, \dots, m-2$ where $\beta = \beta/\beta_m$.

Let us consider the Jost solution $\phi(t; \zeta)$. We assume that $q_n = 0$ for $n = -m+1, -m+2, \dots, 0$ so that $\phi_n = z^{\ell-} z^{-n} (1, 0)^\top$ for $n = -m+1, -m+2, \dots, 0$. In order to express the discrete approximation to the Jost solutions, let us define the vector-valued polynomial

$$\mathbf{P}_n(z^2) = \begin{pmatrix} P_1^{(n)}(z^2) \\ P_2^{(n)}(z^2) \end{pmatrix} = \sum_{j=0}^n \mathbf{P}_j^{(n)} z^{2j} = \sum_{j=0}^n \begin{pmatrix} P_{1,j}^{(n)} \\ P_{2,j}^{(n)} \end{pmatrix}^\top z^{2j}, \quad (11)$$

such that $\phi_n = z^{\ell-} z^{-n} \mathbf{P}_n(z^2)$. The initial condition works out to be

$$\mathcal{W}_0 = z^{\ell-} \begin{pmatrix} \phi_0 \\ z\phi_{-1} \\ \vdots \\ z^{-m+1}\phi_{-m+1} \end{pmatrix} = z^{\ell-} \begin{pmatrix} \mathbf{P}_0(z^2) \\ \mathbf{P}_{-1}(z^2) \\ \vdots \\ \mathbf{P}_{-m+1}(z^2) \end{pmatrix} \in \mathbb{C}^{2m}, \quad (12)$$

yielding the recurrence relation

$$\mathcal{P}_{n+m}(z^2) = \mathcal{M}_{n+m}(z^2) \mathcal{P}_{n+m-1}(z^2), \quad (13)$$

where $\mathcal{P}_n(z^2) = (\mathbf{P}_n(z^2), \mathbf{P}_{n-1}(z^2), \dots, \mathbf{P}_{n-m+1}(z^2))^\top \in \mathbb{C}^{2m}$. The discrete approximation to the scattering coefficients is obtained from the scattered field: $\phi_N = (a_N z^{-\ell_+}, b_N z^{\ell_+})^\top$ yields $a_N(z^2) = P_1^{(N)}(z^2)$ and $b_N(z^2) = (z^2)^{-\ell_+} P_2^{(N)}(z^2)$. The

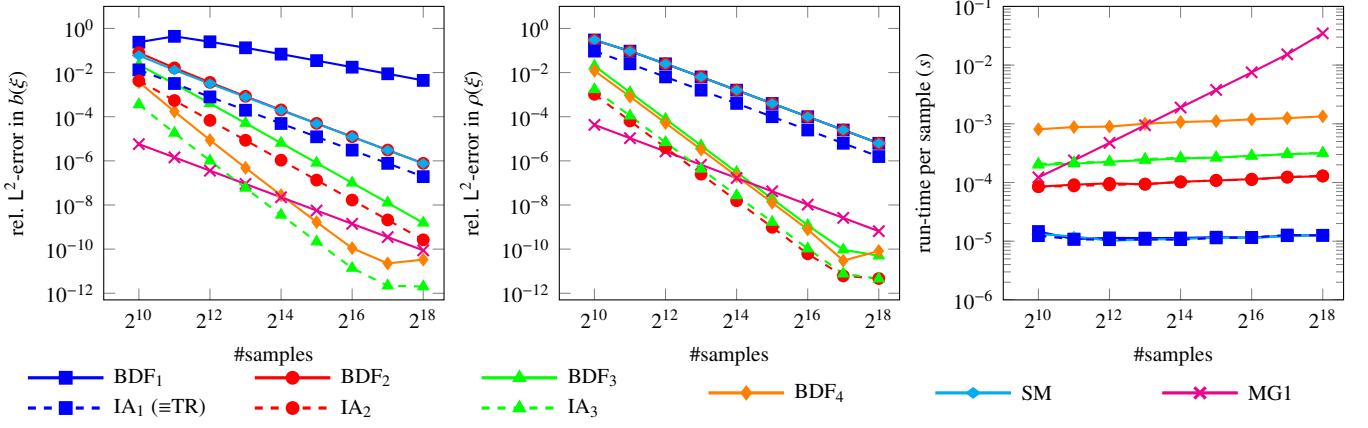


Fig. 2. The figure shows a comparison of convergence behavior and run-time of NFT algorithms based on the discretization schemes, namely, BDF_m ($m \in \{1, 2, 3, 4\}$), IA_m ($m \in \{1, 2, 3\}$), SM and MG1. The method IA_1 is identical to the trapezoidal rule (TR). The scattering potential is the secant-hyperbolic profile with $A = 4.4$ so that $\|q\|_2^2 = 2A^2 \approx 39$ which represents the energy of the pulse (see Sec. III-A).

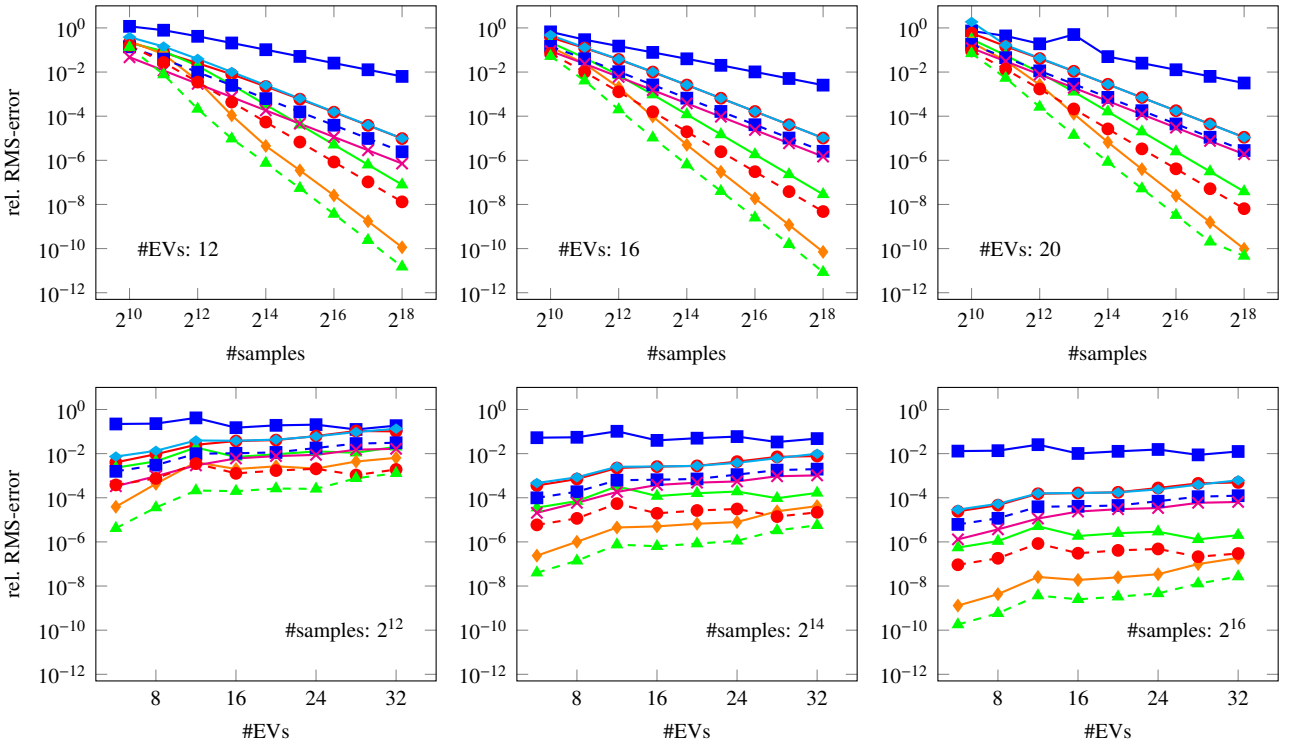


Fig. 3. The figure shows a comparison of convergence behavior of NFT algorithms for computing the norming constant (see Sec. III-B). Here, we also test the performance of the algorithm with increasing number of eigenvalues, which is equivalent to increasing the pulse energy ($\|q\|_2^2 = [K(K+4)/8] \sum_{j=1}^4 \sin^2 \theta_j \equiv \mathcal{E}_K$). For $K \in \{4, 8, 12, \dots, 32\}$, we have $\mathcal{E}_K \in \{15, 44, 89, 148, 222, 311, 415, 533\}$ (approx.). The legends are described in Fig. 2.

quantities a_N and b_N are referred to as the *discrete scattering coefficients* uniquely defined for $\text{Re } \zeta \in [-\pi/2h, \pi/2h]$. For ζ varying over a compact domain, the error in the computation of the scattering coefficients can be shown to be $O(N^{-p})$ provided that $q(t)$ is at least p -times differentiable [8, Chap. III].

A. Fast Forward Scattering Algorithm

It is evident from the preceding paragraph that the forward scattering step requires forming the cumulative product: $\mathcal{M}_N(z^2) \times \mathcal{M}_{N-1}(z^2) \times \dots \times \mathcal{M}_2(z^2) \times \mathcal{M}_1(z^2)$. Let

\bar{m} denote the nearest base-2 number greater than or equal to $(m+1)$, then pairwise multiplication (see Fig. 1) using FFT [10] yields the recurrence relation for the complexity $\varpi(n)$ of computing the scattering coefficients with n samples: $\varpi(n) = 8m^3 \nu(\bar{m}n/2) + 2\varpi(n/2)$, $n = 2, 4, \dots, N$, where $\nu(n) = O(n \log n)$ is the cost of multiplying two polynomials of degree $n-1$ (ignoring the cost of additions). Solving the recurrence relation yields $\varpi(N) = O(m^3 N \log^2 N)$.

1) *Computation of the continuous spectrum:* The computation of the continuous spectrum requires evaluation of the

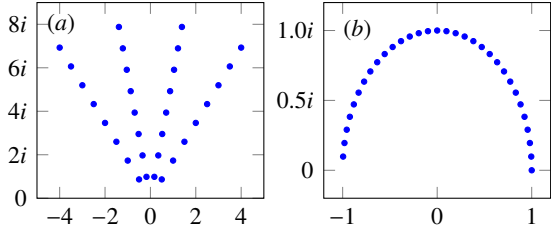


Fig. 4. The figure depicts \mathfrak{E}_{32} defined by (17), where the eigenvalues and the norming constants are shown in (a) and (b), respectively.

polynomial $b_N(z^2)$ and $a_N(z^2)$ on the unit circle $|z| = 1$, say, at N points. This can be done efficiently using the FFT algorithm with complexity $O(N \log N)$. Therefore, the overall complexity of computation of the continuous spectrum easily works out to be $O(m^3 N \log^2 N)$.

2) *Computation of the norming constants:* Given that the best polynomial root-finding algorithms still require $O(N^2)$ operations, we would at this stage favor a system design which avoids having to compute eigenvalues. Assuming that the discrete eigenvalues are known by design, a method of computing the norming constants is presented in [4] which has an additional complexity of $O(KN)$ where K is the number of eigenvalues. This method can be employed here as well because it uses no information regarding how the discrete scattering coefficients were computed. Note that if the error in the eigenvalues is of the same order as the underlying LMM, then the rate of convergence for the norming constants is also of the same order.

III. TEST FOR CONVERGENCE AND COMPLEXITY

A. Secant-hyperbolic potential

A test for verifying the order of convergence and complexity can be readily designed using the well-known secant-hyperbolic potential given by $q(t) = A \operatorname{sech} t$, ($\kappa = -1$) for which the scattering coefficients are given in [1], [4]. We set $A = 4.4$. Let $\Omega_h = [-\pi/2h, \pi/2h]$; then, the error in computing $b(\xi)$ is quantified by

$$e_{\text{rel.}} = \|b(\xi) - b_N(\xi)\|_{L^2(\Omega_h)} / \|b(\xi)\|_{L^2(\Omega_h)}, \quad (14)$$

where the integrals are computed using the trapezoidal rule. Similar consideration applies to $\rho(\xi)$. For the purpose of benchmarking, we use the Split-Magnus (SM) and Magnus method with one-point Gauss quadrature (MG1) discussed in [4, Sec. IV]). Note that the complexity of SM is $O(N \log^2 N)$ in computing the scattering coefficients while that of MG1 is $O(N^2)$. The order of convergence for SM and MG1 both is $O(N^{-2})$. The numerical results are plotted in Fig. 2 where it is evident that m -step BDF (labeled BDF $_m$) as well as the m -step IA (labeled IA $_m$ where IA $_1$ is identical to trapezoidal rule (TR)) schemes have better convergence rates with increasing m . The improved accuracy, however, comes at a price of increased complexity which is evidently not so prohibitive even though our implementation is only moderately optimized. The IA methods are clearly superior to that of BDF in terms of accuracy while keeping the complexity same.

B. Multisolitons

For the second test, we choose arbitrary multisoliton solutions which can be computed using the classical Darboux transformation (CDT) [4]. This allows us to test our algorithms for computing the norming constants for varying number of eigenvalues. To this end, we define an arbitrary discrete spectrum and compute the corresponding multisoliton solution which serves as an input to the NFT algorithms. Let $b_k^{(\text{num.})}$ be the numerically computed approximation to b_k which corresponds to the eigenvalue ζ_k which we assume to be known. The error in the norming constants can then be quantified by

$$e_{\text{rel.}} = \sqrt{\left(\sum_{k=1}^K |b_k^{(\text{num.})} - b_k|^2 \right) / \sum_{k=1}^K |b_k|^2}. \quad (15)$$

For the discrete spectrum, the example chosen here is taken from [4] which can be described as follows: Define a sequence of angles for $J \in \mathbb{Z}_+$ by choosing $\Delta\theta = (\pi - 2\theta_0)/(J-1)$, $\theta_0 > 0$, and $\theta_j = \theta_0 + (j-1)\Delta\theta$, $j = 1, 2, \dots, J$ so that $\theta_j \in [\theta_0, \pi - \theta_0]$. Then the eigenvalues are chosen as

$$\zeta_{j+J(l-1)} = l e^{i\theta_j}, \quad l = 1, 2, \dots, 8, \quad j = 1, 2, \dots, J. \quad (16)$$

Further, the norming constants are chosen as $b_j = \exp[i\pi(j-1)/(8J-1)]$ for $j = 1, 2, \dots, 8J$. For this test, we set $\theta_0 = \pi/3$ and $J = 4$. Then we consider a sequence of discrete spectra defined as

$$\mathfrak{E}_K = \{(\zeta_k, b_k), k = 1, 2, \dots, K\}, \quad (17)$$

where $K = 4, 8, \dots, 32$ (see Fig. 4). For fixed K , the eigenvalues are scaled by the scaling parameter $\kappa = 2(\sum_{k=1}^K \operatorname{Im} \zeta_k)^{1/2}$. Let $\eta_{\min} = \min_{\{\zeta_k\}} \operatorname{Im} \zeta$, then the computational domain for this example is chosen as $[-T, T]$ where $T = 22\kappa/\eta_{\min}$. The numerical results are plotted in Fig. 3 where it is evident that BDF $_m$ as well as IA $_m$ schemes have better convergence rates with increasing m . The IA methods are clearly superior to that of BDF in terms of accuracy.

REFERENCES

- [1] M. I. Yousefi and F. R. Kschischang, "Information transmission using the nonlinear Fourier transform, Part I," *IEEE Trans. Inf. Theory*, vol. 60, no. 7, pp. 4312–4369, 2014.
- [2] Turitsyn *et al.*, "Nonlinear Fourier transform for optical data processing and transmission: advances and perspectives," *Optica*, vol. 4, no. 3, pp. 307–322, Mar 2017.
- [3] A. Hasegawa and T. Nyu, "Eigenvalue communication," *J. Lightwave Technol.*, vol. 11, no. 3, pp. 395–399, Mar 1993.
- [4] V. Vaibhav, "Fast inverse nonlinear Fourier transformation using exponential one-step methods: Darboux transformation?" *Phys. Rev. E*, vol. 96, p. 063302, 2017.
- [5] S. Wahls and H. V. Poor, "Fast numerical nonlinear Fourier transforms," *IEEE Trans. Inf. Theory*, vol. 61, no. 12, pp. 6957–6974, 2015.
- [6] V. Vaibhav and S. Wahls, "Introducing the fast inverse NFT," in *Optical Fiber Communication Conference*. Los Angeles, CA, USA: Optical Society of America, 2017, p. Tu3D.2.
- [7] V. Vaibhav, "Fast inverse nonlinear Fourier transformation," 2017, arXiv:1706.04069[math.NA].
- [8] E. Hairer, S. P. Nørsett, and G. Wanner, *Solving Ordinary Differential Equations I: Nonstiff Problems*, ser. Springer Series in Computational Mathematics. Berlin: Springer, 1993.
- [9] V. E. Zakharov and A. B. Shabat, "Exact theory of two-dimensional self-focusing and one-dimensional self-modulation of waves in nonlinear media," *Sov. Phys. JETP*, vol. 34, pp. 62–69, 1972.
- [10] P. Henrici, "Fast Fourier methods in computational complex analysis," *SIAM Review*, vol. 21, no. 4, pp. 481–527, 1979.