

## Enhancement of proximity-induced superconductivity in a planar Ge hole gas

Aggarwal, Kushagra; Hofmann, Andrea; Jirovec, Daniel; Prieto, Ivan; Sammak, Amir; Botifoll, Marc; Martí-Sánchez, Sara; Veldhorst, Menno; Scappucci, Giordano; More Authors

**DOI**

[10.1103/PhysRevResearch.3.L022005](https://doi.org/10.1103/PhysRevResearch.3.L022005)

**Publication date**

2021

**Document Version**

Final published version

**Published in**

Physical Review Research

**Citation (APA)**

Aggarwal, K., Hofmann, A., Jirovec, D., Prieto, I., Sammak, A., Botifoll, M., Martí-Sánchez, S., Veldhorst, M., Scappucci, G., & More Authors (2021). Enhancement of proximity-induced superconductivity in a planar Ge hole gas. *Physical Review Research*, 3(2), Article L022005.  
<https://doi.org/10.1103/PhysRevResearch.3.L022005>

**Important note**

To cite this publication, please use the final published version (if applicable).  
Please check the document version above.

**Copyright**

Other than for strictly personal use, it is not permitted to download, forward or distribute the text or part of it, without the consent of the author(s) and/or copyright holder(s), unless the work is under an open content license such as Creative Commons.

**Takedown policy**

Please contact us and provide details if you believe this document breaches copyrights.  
We will remove access to the work immediately and investigate your claim.

## Enhancement of proximity-induced superconductivity in a planar Ge hole gas

Kushagra Aggarwal<sup>1,\*</sup>, Andrea Hofmann,<sup>1</sup> Daniel Jirovec<sup>1</sup>, Ivan Prieto,<sup>1</sup> Amir Sammak,<sup>2</sup> Marc Botifoll,<sup>3</sup> Sara Martí-Sánchez,<sup>3</sup> Menno Veldhorst,<sup>4</sup> Jordi Arbiol<sup>3,5</sup>, Giordano Scappucci,<sup>4</sup> Jeroen Danon,<sup>6</sup> and Georgios Katsaros<sup>1,†</sup>

<sup>1</sup>*Institute of Science and Technology Austria, Am Campus 1, 3400 Klosterneuburg, Austria*

<sup>2</sup>*QuTech and Netherlands Organisation for Applied Scientific Research (TNO), Stieltjesweg 1, 2628 CK Delft, The Netherlands*

<sup>3</sup>*Catalan Institute of Nanoscience and Nanotechnology (ICN2), CSIC and BIST, Campus UAB, 08193 Bellaterra, Barcelona, Catalonia, Spain*

<sup>4</sup>*QuTech and Kavli Institute of Nanoscience, Delft University of Technology, Lorentzweg 1, 2628 CJ Delft, The Netherlands*

<sup>5</sup>*ICREA, Pg. Llus Companys 23, 08010 Barcelona, Catalonia, Spain*

<sup>6</sup>*Center for Quantum Spintronics, Department of Physics, Norwegian University of Science and Technology, NO-7491 Trondheim, Norway*



(Received 10 November 2020; revised 23 March 2021; accepted 24 March 2021; published 15 April 2021)

Hole gases in planar germanium can have high mobilities in combination with strong spin-orbit interaction and electrically tunable  $g$  factors, and are therefore emerging as a promising platform for creating hybrid superconductor-semiconductor devices. A key challenge towards hybrid Ge-based quantum technologies is the design of high-quality interfaces and superconducting contacts that are robust against magnetic fields. In this work, by combining the assets of aluminum, which provides good contact to the Ge, and niobium, which has a significant superconducting gap, we demonstrate highly transparent low-disordered JofFETs with relatively large  $I_C R_N$  products that are capable of withstanding high magnetic fields. We furthermore demonstrate the ability of phase-biasing individual JofFETs, opening up an avenue to explore topological superconductivity in planar Ge. The persistence of superconductivity in the reported hybrid devices beyond 1.8 T paves the way towards integrating spin qubits and proximity-induced superconductivity on the same chip.

DOI: [10.1103/PhysRevResearch.3.L022005](https://doi.org/10.1103/PhysRevResearch.3.L022005)

### I. INTRODUCTION

The coupling of superconductors with semiconductors has attracted significant interest recently, owing to the ensuing Andreev physics which, in combination with spin-orbit interaction and lifting of the spin degeneracy, can lead to nontrivial spin textures and could allow to explore the exotic phases of matter. Indeed, hybrid superconductor-semiconductor (S-Sm) devices have become a prominent platform for engineering topological superconductivity, a key step towards fault-tolerant quantum computing [1–4]. In addition, such hybrid devices have been used to realize electrically controllable Josephson-junction qubits and they find application in the long-range coupling of spin qubits [5–14].

Recent advancements in material science and fabrication have lead to a resurgence of interest in germanium [5,7,15,16]. Hole gases in Ge offer several key physical properties such as inherent spin-orbit interaction, low hyperfine interaction and electrically tunable  $g$  factors due to the carrier states originating from the valence band. The prospect of compatibility with existing Si foundry makes planar Ge a favorable platform for quantum technologies [17]. Recent breakthroughs with

Ge-based spin qubits and hybrid S-Sm devices underline its strong potential [18–22].

For Ge-based S-Sm devices, Al has so far remained the foremost choice as a superconductor since it yields highly transparent contacts. However, the limited magnetic-field resilience of Al acts as a deterrent for exploring exotic condensed matter phases. Among other common choices, Nb and NbTiN offer a higher superconducting gap and magnetic resilience, but forming high-quality interfaces with semiconductors is challenging with these materials.

Here, we demonstrate induced superconductivity in Ge quantum wells (QWs), overcoming the main challenges of low-transparency interfaces and limited magnetic-field resilience. The technique we employ is to use Al to form highly transparent and low-disorder interfaces with the QW, and then contact the thin Al layer directly by Nb, thereby increasing the superconducting gap of Al. We determine the resulting effective gap by investigating signatures of multiple Andreev reflection in a superconductor-normal metal-superconductor (SNS) junction that was fabricated in this way. We further characterize the junction by studying its critical current as a function of temperature and magnetic field, and find that all our observations suggest that we have a long mean free path in the QW (exceeding the junction length) and highly transparent S-Sm interfaces. We markedly see a higher critical magnetic field and  $I_C R_N$  product in comparison to solely Al-based devices. Moreover, we demonstrate superconducting phase control over our junctions, which could allow to devise  $\Phi_0$  junctions and explore low magnetic-field topological superconductivity [23].

\*kushagra.aggarwal@ist.ac.at

†georgios.katsaros@ist.ac.at

Published by the American Physical Society under the terms of the [Creative Commons Attribution 4.0 International](https://creativecommons.org/licenses/by/4.0/) license. Further distribution of this work must maintain attribution to the author(s) and the published article's title, journal citation, and DOI.

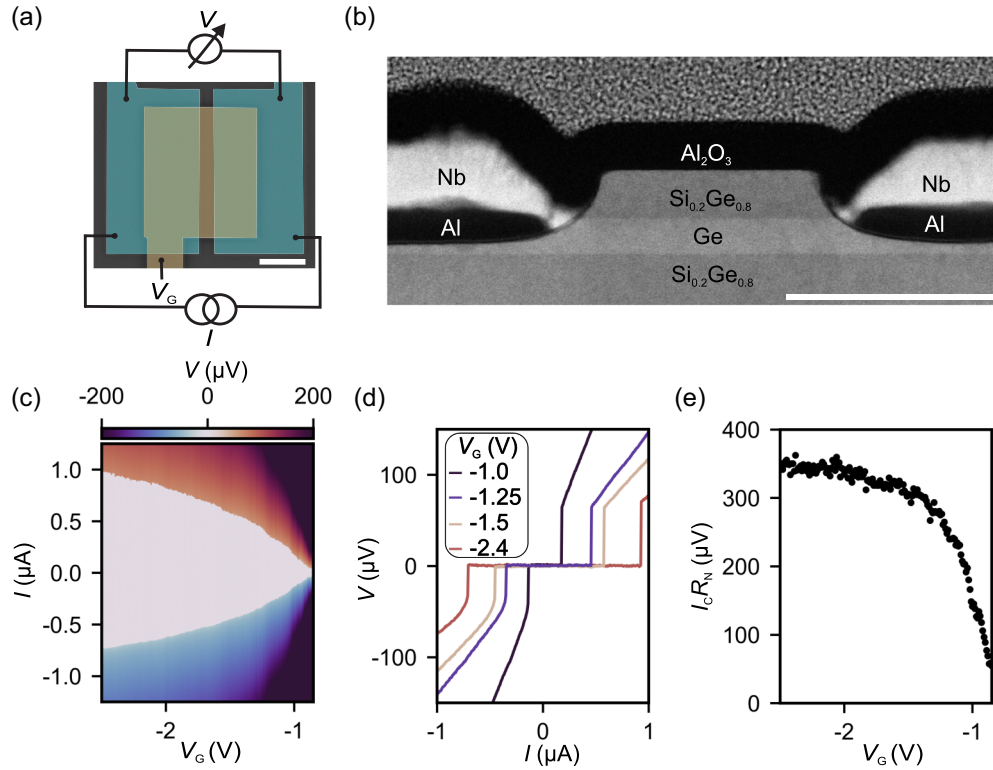


FIG. 1. (a) False-colored SEM of a Ge JoFET with a top gate (yellow) accumulating a 2DHG between the two superconducting electrodes (blue). The scale bar is 500 nm. (b) HAADF-STEM image of the cross section of the JoFET with the Al layer directly contacting the Ge QW. The scale bar is 100 nm. (c)  $V$  measured across the JoFET versus  $V_G$  and  $I$ . The device can be fully switched off at more positive voltages. (d)  $V$  versus  $I$  traces, extracted from (c), highlighting the switching current at different  $V_G$ . (e) Dependence of the  $I_C R_N$  product on  $V_G$  as extracted from (c).

## II. RESULTS

### A. Josephson field effect transistors

A Josephson field effect transistor (JoFET), formed by sandwiching a semiconductor between two superconductors, allows to observe phase coherent Andreev transport reflecting the quality of the S-Sm interface and the underlying transport in the semiconductor. We fabricate JoFETs with a strained Ge/SiGe heterostructure as a semiconducting weak link. Densities of  $6 \times 10^{11} \text{ cm}^{-2}$  and mobilities up to  $5 \times 10^5 \text{ cm}^2/\text{Vs}$ , leading to mean free paths  $l_e$  up to  $6 \mu\text{m}$ , are routinely achieved in nominally identical wafers [24]. Figure 1(a) shows the false colored scanning electron microscope (SEM) image of a JoFET with the superconducting electrodes separated by a distance  $L = 150 \text{ nm}$  and a top gate electrically isolated from the superconducting contacts by aluminium oxide. Further details on the fabrication of the devices can be found in the methods. Figure 1(b) shows the cross-section high-angle annular dark field scanning transmission electron microscopy (HAADF-STEM) image of an identical JoFET where the Ge QW between two SiGe spacers is directly contacted by a thin film of Al to form a low-disorder and high transparency interface. Al itself is contacted by Nb resulting in a hybrid S'-S-Sm junction. As observed in electron energy-loss spectroscopy (EELS) composition maps in Ref. [25], a region of 3–5 nm in the Nb layer is directly contacting the Ge QW. This Nb region is amorphous, as observed by atomic resolution HAADF-STEM, and partially oxidized, as shown

by the EELS composition maps. The oxidation of the Nb region is due to the influence of the  $\text{Al}_2\text{O}_3$  layer grown on top of the device. A very thin halo of oxidation arises from the  $\text{Al}_2\text{O}_3$ , and extends through a few nanometers (3–5 nm) in the Nb contact below forming the amorphous Nb oxidized region. The fact that Nb does not directly contact the Ge hole gas is further supported by the observation that devices made just with Nb superconducting electrodes did not show any current transport. Finally, we point out that the etching procedure produces a concave interface resulting in a larger segment of a semiconducting weak link than lithographically defined, potentially affecting the transport. A detailed overview of the HAADF-STEM and STEM-EELS analyses are presented in the Supplemental Material [25].

The JoFETs are measured in a four-terminal current-biased configuration at a base temperature of 20 mK. A top gate is used to tune the density of the underlying two-dimensional hole gas (2DHG) and we observe a gate-voltage-dependent switching current  $I_S$  of about  $1 \mu\text{A}$  at a negative gate voltage of  $-2.5 \text{ V}$  in Figs. 1(c) and 1(d). The clear dependence of  $I_S$  on the gate voltage provides evidence of Andreev transport occurring through the Ge QW. We expect the critical current  $I_C$  to be almost equal to the experimentally measured  $I_S$  as the Josephson energy  $E_J \approx \hbar I_S / 2e \approx k_B (2\text{--}25 \text{ K})$  ( $k_B$  is the Boltzmann constant) is notably higher than the sample temperature, for the measured gate voltage range [26]. We further extract the characteristic  $I_C R_N$  product, reaching up to  $360 \mu\text{V}$  as shown in Fig. 1(e). In Ref. [25], we find  $I_C R_N$  for the same

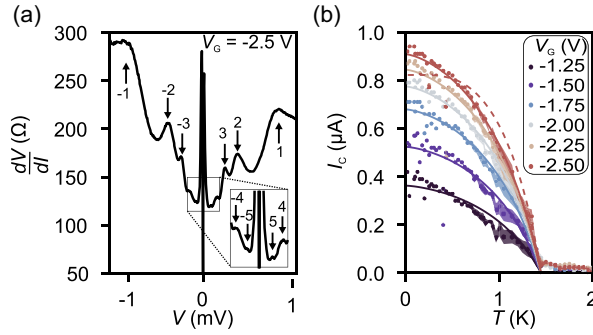


FIG. 2. (a) Differential resistance  $dV/dI$  versus voltage  $V$  at  $T = 20$  mK and  $B = 0$  T, showing MAR peaks up to fifth order. The inset shows the higher order MAR features observed at lower values of  $V$ . (b) Measured temperature dependence of the critical current  $I_C$  for various top gate voltages  $V_G$  (solid points, measurement error is indicated by the shaded regions). The lines present theoretical curves for a short junction [28]; the solid lines assume a ballistic junction, the dashed line a diffusive junction (scaled to best match the data for  $V_G = -2.5$  V).

fabrication process with Al as the sole superconductor reaching values up to  $50 \mu\text{V}$ , indicating a superior interface achieved between Ge and Al with our fabrication process compared to earlier works [20,22]. Harnessing the high quality S-Sm interface, we enhance the superconducting properties of Al, and the hybrid devices, by contacting the Al layer directly with Nb [27]. Therefore, we attribute the large  $I_C R_N$  product to the combination of enhancement of the superconducting gap of Al due to contact with Nb and transparent Al-Ge interfaces.

### B. Multiple Andreev reflection

To characterize the JoFET in more detail, we measure its differential resistance  $dV/dI$  versus the voltage  $V$  over the junction. The result is presented in Fig. 2(a), showing a series of subgap features at finite voltages, indicated by the arrows. We associate these features with the onset of multiple Andreev reflection (MAR) processes, which are expected to appear at voltages  $V = 2\Delta_{\text{el}}/ne$ , where  $n$  is the number of times a quasiparticle is successively Andreev reflected and  $\Delta_{\text{el}}$  is the superconducting gap of the electrodes [29]. In this way, we deduce  $\Delta_{\text{el}} \approx 486 \mu\text{eV}$  (see Ref. [25]), which is markedly higher than that of bare Al ( $\approx 180 \mu\text{eV}$ ) but lower than that of bare Nb ( $\approx 1.5$  meV), providing further evidence of enlargement of the gap in the Al layer due to the proximity to Nb [30]. Using this value for  $\Delta_{\text{el}}$  we find  $eI_C R_N / \Delta_{\text{el}} \approx 0.75$ , which is comparable to similar highly transparent S'-S-Sm-S-S' devices made from NbTi, Al, and InAs [31,32], but lower than the universal value of  $\pi$  expected for short clean junctions.

The clear signatures of MAR suggest that the coherence length at low temperature  $\xi_N$  in the Ge QW is larger than  $L$ , and they also put a lower bound on the inelastic scattering length of  $l_\phi > 5L = 750$  nm. Furthermore, the fact that the MAR features appear as *peaks* in the resistance indicates that there is a high probability of Andreev reflection at the interfaces, i.e., that we have transparent S-Sm contacts [32,33]. This is in agreement with the magnitude

of the excess current  $I_{\text{ex}} = 2.3 \mu\text{A}$  (extracted in Ref. [25]), which yields  $eI_{\text{ex}} R_N / \Delta_{\text{el}} \approx 1.9$ . Using the Octavio-Blonder-Tinkham-Klapwijk model [34,35] this would correspond to a barrier strength of  $Z \approx 0.3$ , translating to an average transparency of the junction of  $\sim 90\%$ .

### C. Temperature dependence

We can obtain further information about the JoFET by investigating the temperature dependence of the critical current through the junction. In Fig. 2(b) we plot  $I_C$  as a function of temperature for six different top gate voltages  $V_G$  (solid points). One feature that stands out is that for all six traces the critical current drops to zero at the same temperature, which is approximately 1.45 K.

We compare this temperature with the critical temperature expected in a simple Bardeen-Cooper-Schrieffer (BCS) framework for the superconducting electrodes based on the measured gap,  $\Delta_{\text{el}}/1.76 k_B \approx 3.2$  K, and note that it is more than a factor 2 smaller. In principle, this could indicate that  $\xi_T$  (the length scale over which coherence is lost due to finite temperature) becomes smaller than  $L$  already at intermediate  $T$ , before superconductivity in the electrodes is destroyed. Indeed, in a junction that is not in the short-junction limit, i.e., when  $L \gtrsim \xi_N$ , one expects an exponential suppression of the critical current when  $L$  becomes larger than  $\xi_T$ , manifesting itself as  $I_C \propto e^{-2\pi k_B T L / \hbar v_F}$  for a clean junction ( $l_e \gg L$ , which is the limit we believe to be in, at least for the lowest top gate voltages) or  $I_C \propto e^{-\sqrt{2\pi k_B T L^2 / \hbar^2} / \hbar v_F l_e}$  for a dirty junction ( $l_e \ll L$ ) [36,37].

However, two aspects of the data shown in Fig. 2(b) are inconsistent with this interpretation: (i) The vanishing of  $I_C$  at  $T = 1.45$  K is too abrupt to fit either of the exponential functions. (ii) More importantly, the gate voltage  $V_G$  directly controls the hole density in the Ge QW [24] and thereby the Fermi velocity  $v_F$ . This should result in a strong dependence of  $\xi_T$  on  $V_G$  and thus the temperature where  $I_C$  becomes suppressed, which is clearly absent in the data. We thus conclude that for all temperatures of interest the device is most likely in the short-junction limit, and the vanishing of all supercurrent at 1.45 K is due to the gap closing in the hybrid superconducting contacts.

We test whether the temperature dependence of  $I_C(T)$  qualitatively agrees with the theory for short SNS junctions ( $L \ll \xi_N$ ) [28,38]. Motivated by the long mean free path reported for our QW, we assume a clean junction ( $L \ll l_e$ ), for which the theory predicts

$$I_C \propto \max_{\phi} \left\{ \Delta_{\text{el}}(T) \sin \frac{\phi}{2} \tanh \left( \frac{\Delta_{\text{el}}(T) \cos \frac{\phi}{2}}{2k_B T} \right) \right\}, \quad (1)$$

where  $\max_{\phi}$  indicates maximization over the superconducting phase difference  $\phi$ . Assuming for simplicity the BCS-like temperature dependence  $\Delta_{\text{el}}(T) = \Delta_{\text{el}}(0) \tanh[1.74 \sqrt{(T_C/T) - 1}]$ , with  $\Delta_{\text{el}}(0) = 486 \mu\text{eV}$  and  $T_C = 1.45$  K, we scale Eq. (1) to fit the six traces in Fig. 2(b); the result is plotted as solid lines. Especially at more negative top gate voltages the curve given by Eq. (1) agrees well with the data. To contrast this, we assume a short *diffusive* junction ( $l_e \ll L \ll \xi_N$ ) and average the general

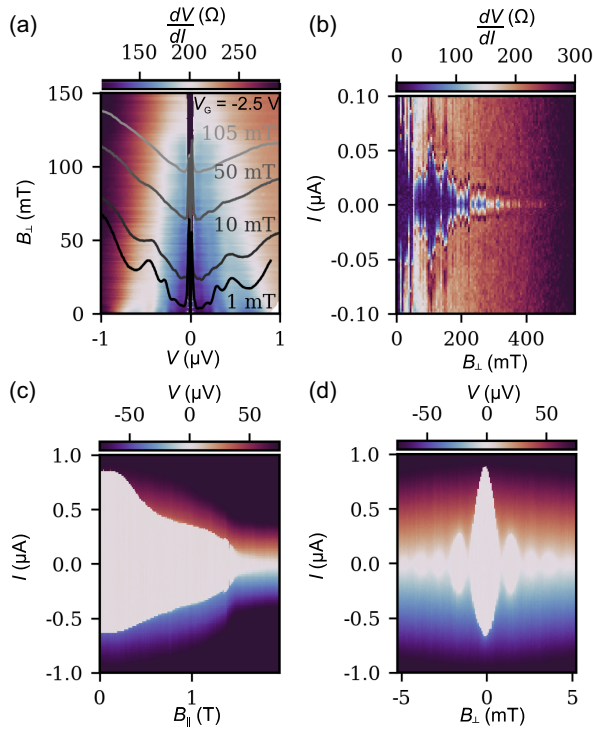


FIG. 3. (a) Differential resistance  $dV/dI$  versus perpendicular magnetic field  $B_{\perp}$  and voltage  $V$  measured over the junction. The overlying line traces show the evolution of the MAR features with  $B_{\perp}$ . (b)  $dV/dI$  versus  $B_{\perp}$  and bias current  $I$ , used to estimate the perpendicular critical magnetic field. The complex dependence of the switching current is due to the combination of the Fraunhofer effect and the drop of the switching current as the magnetic field is increasing. (c)  $V$  versus in-plane magnetic field  $B_{\parallel}$  and  $I$ , used to estimate the in-plane critical field. (d)  $V$  versus  $B_{\perp}$  and  $I$  at small applied magnetic fields, showing a Fraunhofer-like pattern. The negative values of current indicate retrapping current and the positive values of current indicate switching current in (b), (c) and (d).

expression for the supercurrent given in Ref. [28] over the Dorokhov probability distribution for the transmission eigenvalues of a diffusive conductor [39–41]. Extracting the critical current and scaling the resulting curve to best fit the data in that case yields the dashed line in Fig. 2(b) (for  $V_G = -2.5$  V), which clearly agrees less well with our data. We conclude that our temperature-dependent data, especially those at more negative gate voltages, are most consistent with the short and clean limit, where both  $l_e$  and  $\xi_N$  are larger than  $L$ . We note that this is consistent with material properties reported for nominally identical Ge QWs [24], where they found a mean free path up to  $6 \mu\text{m}$  and densities up to  $6 \times 10^{11} \text{ cm}^{-2}$  which (assuming  $m^* = 0.1 m_e$  and a strictly two-dimensional hole gas) yields  $\hbar v_F / \Delta_{\text{el}} \approx 300$  nm.

#### D. Magnetic field dependence

We now turn our attention to the magnetic-field-dependent behavior of the JoFET. In Fig. 3(a) we show the differential resistance  $dV/dI$  versus the perpendicularly applied magnetic field  $B_{\perp}$  and voltage  $V$ ; we overlaid the data with four traces

at the field strengths that are indicated in the plot. We see that the MAR features that are clearly visible at low magnetic field [cf. Fig. 2(a)] evolve to lower voltage with increasing magnetic field, indicating the decay of the superconducting gap due to the magnetic field [42]. In Fig. 3(b) we plot  $dV/dI$  as a function of bias current  $I$  and  $B_{\perp}$ , where we increase the magnetic field to higher values. This allows us to find the critical perpendicular magnetic field for which the supercurrent vanishes,  $B_{\perp, C} \approx 460$  mT. The parallel critical magnetic field  $B_{\parallel, C} \approx 1.8$  T [as extracted from Fig. 3(c)] is almost four times higher, since the thickness of the superconducting electrodes is much smaller than their width. The observed high magnetic-field resilience paves the way for exploring the interplay of magnetic effects in Ge with induced superconductivity and integration of disparate qubits such as spin qubits and gatemon on the same chip.

Finally, in Fig. 3(d), we investigate the  $I$ - $V$  characteristics of the junction at small perpendicular fields, up to  $\approx 5$  mT. We find a clear Fraunhofer-like modulation of the switching current, confirming the coupling between the two superconducting leads through Andreev transport. The observed symmetry of the pattern for positive and negative values of  $B_{\perp}$  suggests low disorder in the Ge QW [43], which is again consistent with our conclusions from the data shown in the previous section. We note that based on the lithographic dimensions of the junction, a magnetic field of 6.9 mT should correspond to one magnetic flux quantum  $h/2e$  threading through the junction area. However, from the Fraunhofer pattern, we extract a magnetic field of 0.8 mT, almost nine times smaller than expected. We attribute this difference to flux focusing of the applied magnetic field caused by the Meissner effect in the superconducting contacts [44].

#### E. Multi-JoFET SQUID and CPR

Combining two JoFETs, we next explore interference patterns arising through the control over the superconducting phase difference using a perpendicular magnetic field. Figure 4(a) shows an asymmetric superconducting quantum interference device (SQUID) combining JoFETs with channel lengths 150 nm (JoFET1) and 350 nm (JoFET2). The asymmetric channel lengths and individual top gate voltages allow tuning the double-JoFET device to various regimes, ranging from a conventional SQUID to a superconducting phase control device.

We investigate the operation of this device in a four-probe configuration, by applying a current and measuring the voltage difference between the SQUID arms under the application of a perpendicular magnetic field. (The behavior of each of the individual junctions in the asymmetric SQUID can be found in Ref. [25].) When the top gate voltages are tuned to achieve equal critical currents in the two junctions,  $I_{C1} = I_{C2}$ , we observe periodic oscillations of the critical current reflecting the underlying modulation of the superconducting phase due to a perpendicular magnetic field [see Fig. 4(b)]. The modulation period of the oscillations  $\approx 370 \mu\text{T}$  corresponds to one magnetic flux quantum through an area of  $5.5 \mu\text{m}^2$ , different from the lithographically defined area of the superconducting ring  $1.8 \mu\text{m}^2$ . This difference we again attribute to significant

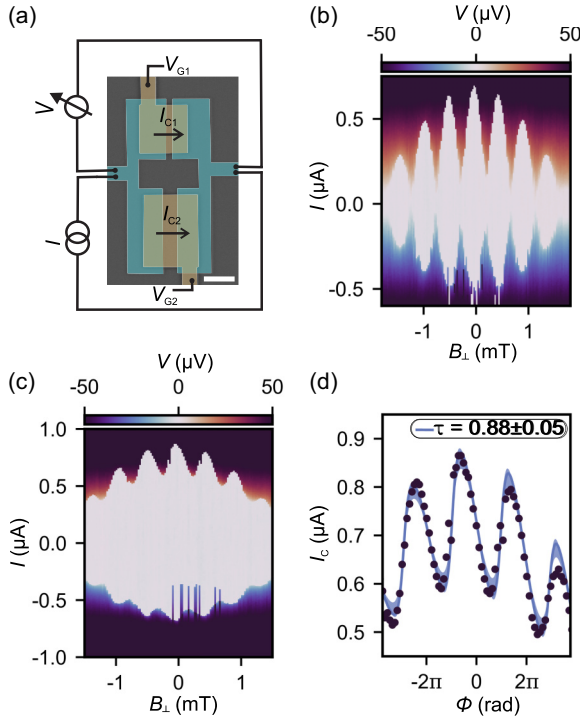


FIG. 4. (a) False-colored SEM image of the two-JoFET asymmetric SQUID with channel lengths of 150 nm and 350 nm. The scale bar is 1  $\mu\text{m}$ . (b)  $V_{G1} = -1.245$  V and  $V_{G2} = -9$  V results in equal critical currents, yielding SQUID-like oscillations of the total critical current as a function of  $B_{\perp}$ . (c)  $V_{G1} = -8$  V and  $V_{G2} = -1.4$  V makes the superconducting phase drop mainly over JoFET2, allowing us to associate the oscillations in the critical current with the current-phase relationship of JoFET2. (d) Critical current extracted from (c) (solid points). The blue line shows a fit of the oscillations to the CPR given in Eq. (2), yielding  $\tau = 0.88 \pm 0.05$ . The shaded region indicates the error in  $\tau$ .

flux focusing due to the Meissner effect and a difference in the net resultant area due to the finite penetration depth.

Tuning to a large ratio of the two critical currents allows phase biasing of the individual JoFET with the lower critical current. This gives direct access to its current-phase relationship (CPR), which can provide information about the underlying interfaces and physical phenomena at play [45–48]. In Fig. 4(c) the system is tuned such that  $I_{C1} \approx 9 I_{C2}$ ; in this situation the change in the superconducting phase difference due to the magnetic field can be assumed to drop mainly over JoFET2. We thus extract the critical current from Fig. 4(c), plotted as solid points in Fig. 4(d), and associate the oscillations we observe with the CPR of JoFET2. The supercurrent in a transparent S-Sm-S junction can have a CPR that differs significantly from the sinusoidal CPR expected for superconductor-insulator-superconductor junctions [41]. The CPR underlying the data in Fig. 4(d) indeed seems to be skewed, so to obtain a rough estimate for the transparency of JoFET2 we fit the oscillations in  $I_c(\phi)$  using the same short-junction model as before [28,45,47],

$$I_c(\phi) \propto \frac{\sin \phi}{\sqrt{1 - \tau \sin^2 \frac{\phi}{2}}}, \quad (2)$$

assuming zero temperature and introducing the average transparency  $\tau$  of all channels in the junction as a fit parameter. Taking into account the change of critical currents of the individual JoFETs due to the slower Fraunhofer modulation, this produces the fit presented by the solid blue line in Fig. 4(d), yielding a high transparency of  $\tau = 0.88 \pm 0.05$ , consistent with our earlier conclusions.

### III. CONCLUSION

In summary, we present a characterization of a hybrid SNS junction, where a Ge-based 2DHG is contacted by two superconducting Al leads that are in turn proximitized by an extra layer of Nb. From a clear series of multiple Andreev reflection peaks observed in the differential conductance at low temperature and zero magnetic field, we extract a gap of 486  $\mu\text{eV}$  for the contacts, which is indeed enhanced considerably compared to bare Al. The qualitative manifestation of the MAR features, the temperature dependence of the critical current, the magnitude of the excess current, the magnetic field-dependent behavior of the junction, and its detailed current-phase relationship all indicate that our junctions are in the short and clean limit ( $L \lesssim \xi_N, l_e$ ) over a significant range of top-gate voltages and that the S-Sm interfaces connecting the Ge QW to the superconducting leads are highly transparent, which presents a considerable improvement for the hybrid planar Ge platform. We finally demonstrate the ability to phase-bias individual JoFETs, which could allow to investigate different proposals for Majorana physics. The system we developed thus establishes Ge as a viable platform for exploring exotic phases and as a hybrid qubit platform for bringing together spin and superconducting qubits on the same chip.

All transport data included in this work are available on the IST Austria repository [51].

### ACKNOWLEDGMENTS

This research and related results were made possible with the support of the NOMIS Foundation. This research was supported by the Scientific Service Units of IST Austria through resources provided by the MIBA Machine Shop and the nanofabrication facility, the European Union's Horizon 2020 research and innovation program under the Marie Skłodowska-Curie Grant agreement No. 844511 Grant Agreement No. 862046. ICN2 acknowledge funding from Generalitat de Catalunya 2017 SGR 327. ICN2 is supported by the Severo Ochoa program from Spanish MINECO (Grant No. SEV-2017-0706) and is funded by the CERCA Programme/Generalitat de Catalunya. Part of the present work has been performed in the framework of Universitat Autònoma de Barcelona Materials Science PhD program. The HAADF-STEM microscopy was conducted in the Laboratorio de Microscopias Avanzadas at Instituto de Nanociencia de Aragón-Universidad de Zaragoza. Authors acknowledge the LMA-INA for offering access to their instruments and expertise. We acknowledge support from CSIC Research Platform on Quantum Technologies PTI-001. This project has received funding from the European Union's

Horizon 2020 research and innovation programme under Grant Agreement No. 823717 ESTEEM3. M.B. acknowledges support from SUR Generalitat de Catalunya and the EU Social Fund; project ref. 2020 FI 00103. G.S. and M.V. acknowledge support through a projectruimte grant associated with the Netherlands Organization of Scientific Research (NWO). J.D. acknowledges support through FRIPRO-project 274853, which is funded by the Research Council of Norway.

## APPENDIX: METHODS

The 16-nm Ge QW heterostructure was grown by reduced chemical vapor deposition. Further details on the growth procedure can be found in Ref. [24]. The devices are fabricated using a 100-keV ebeam lithography system. First, a reactive ion plasma etching step, based on  $\text{SF}_6\text{-O}_2\text{-CHF}_3$ , is used to

define mesa structures of  $\approx 60\text{-nm}$  depth. This is followed by the deposition of the superconducting contacts. Before metal evaporation, the same plasma is used to etch  $\approx 35\text{ nm}$  of the heterostructure to ensure a direct contact between the superconductor and the Ge QW. Then we clean the exposed Ge QW with a 10 s BHF dip which is followed by a  $\text{SF}_6$  plasma based passivation to reduce the contact resistance [49]. A 15-nm thick layer of Al and a 30-nm thick layer of Nb forming the superconducting contacts is deposited. A  $\approx 20\text{-nm}$  thick layer of aluminium oxide is added at  $150^\circ\text{C}$  by plasma atomic layer deposition, followed by a top-gate consisting of 3 nm Ti and 97 nm Pd.

We fabricated ten JoFETs, out of which two were not working due to leakage current through the gate oxide and the rest showed qualitatively similar supercurrents and  $I_{\text{C}}R_{\text{N}}$  products.

- 
- [1] A. Y. Kitaev, Unpaired Majorana fermions in quantum wires, *Phys. Usp.* **44**, 131 (2001).
  - [2] C. Nayak, S. H. Simon, A. Stern, M. H. Freedman, and S. Das Sarma, Non-Abelian anyons and topological quantum computation, *Rev. Mod. Phys.* **80**, 1083 (2008).
  - [3] R. Aguado, Majorana quasiparticles in condensed matter, *Riv. Nuovo Cimento* **40**, 523 (2017).
  - [4] R. M. Lutchyn, E. P. A. M. Bakkers, L. P. Kouwenhoven, P. Krogstrup, C. M. Marcus, and Y. Oreg, Majorana zero modes in superconductor-semiconductor heterostructures, *Nat. Rev. Mater.* **3**, 52 (2018).
  - [5] J. Xiang, A. Vidan, M. Tinkham, R. M. Westervelt, and C. M. Lieber, Ge/Si nanowire mesoscopic Josephson junctions, *Nat. Nanotechnol.* **1**, 208 (2006).
  - [6] E. J. H. Lee, X. Jiang, M. Houzet, R. Aguado, C. M. Lieber, and S. De Franceschi, Spin-resolved Andreev levels and parity crossings in hybrid superconductor-semiconductor nanostructures, *Nat. Nanotechnol.* **9**, 79 (2014).
  - [7] J. Ridderbos, M. Brauns, A. Li, E. P. A. M. Bakkers, A. Brinkman, W. G. van der Wiel, and F. A. Zwanenburg, Multiple Andreev reflections and Shapiro steps in a Ge-Si nanowire Josephson junction, *Phys. Rev. Mater.* **3**, 084803 (2019).
  - [8] L. Casparis, M. R. Connolly, M. Kjaergaard, N. J. Pearson, A. Kringhøj, T. W. Larsen, F. Kuemmeth, T. Wang, C. Thomas, S. Gronin, G. C. Gardner, M. J. Manfra, C. M. Marcus, and K. D. Petersson, Superconducting gatemon qubit based on a proximitized two-dimensional electron gas, *Nat. Nanotechnol.* **13**, 915 (2018).
  - [9] C. Jünger, R. Delagrè, D. Chevallier, S. Lehmann, K. A. Dick, C. Thelander, J. Klinovaja, D. Loss, A. Baumgartner, and C. Schönenberger, Magnetic-Field-Independent Subgap States in Hybrid Rashba Nanowires, *Phys. Rev. Lett.* **125**, 017701 (2020).
  - [10] T. W. Larsen, K. D. Petersson, F. Kuemmeth, T. S. Jespersen, P. Krogstrup, J. Nygård, and C. M. Marcus, Semiconductor-Nanowire-Based Superconducting Qubit, *Phys. Rev. Lett.* **115**, 127001 (2015).
  - [11] T. W. Larsen, M. E. Gershenson, L. Casparis, A. Kringhøj, N. J. Pearson, R. P. G. McNeil, F. Kuemmeth, P. Krogstrup, K. D. Petersson, and C. M. Marcus, Parity-Protected Superconductor-Semiconductor Qubit, *Phys. Rev. Lett.* **125**, 056801 (2020).
  - [12] F. Luthi, T. Stavenga, O. W. Enzing, A. Bruno, C. Dickel, N. K. Langford, M. A. Rol, T. S. Jespersen, J. Nygård, P. Krogstrup, and L. DiCarlo, Evolution of Nanowire Transmon Qubits and Their Coherence in a Magnetic Field, *Phys. Rev. Lett.* **120**, 100502 (2018).
  - [13] K. D. Petersson, L. W. McFaul, M. D. Schroer, M. Jung, J. M. Taylor, A. A. Houck, and J. R. Petta, Circuit quantum electrodynamics with a spin qubit, *Nature (London)* **490**, 380 (2012).
  - [14] G. Burkard, M. J. Gullans, X. Mi, and J. R. Petta, Superconductor-semiconductor hybrid-circuit quantum electrodynamics, *Nat. Rev. Phys.* **2**, 129 (2020).
  - [15] H. Watzinger, J. Kukučka, L. Vukušić, F. Gao, T. Wang, F. Schäffler, J.-J. Zhang, and G. Katsaros, A germanium hole spin qubit, *Nat. Commun.* **9**, 3902 (2018).
  - [16] J. Ridderbos, M. Brauns, F. K. de Vries, J. Shen, A. Li, S. Kölling, M. A. Verheijen, A. Brinkman, W. G. van der Wiel, E. P. A. M. Bakkers, and F. A. Zwanenburg, Hard superconducting gap and diffusion-induced superconductors in Ge-Si nanowires, *Nano Lett.* **20**, 122 (2020).
  - [17] G. Scappucci, C. Kloeffer, F. A. Zwanenburg, D. Loss, M. Myronov, J.-J. Zhang, S. De Franceschi, G. Katsaros, and M. Veldhorst, The germanium quantum information route, *Nat. Rev. Mater.* (2020), doi: 10.1038/s41578-020-00262-z.
  - [18] N. W. Hendrickx, W. I. L. Lawrie, M. Russ, F. van Riggelen, S. L. de Snoo, R. N. Schouten, A. Sammak, G. Scappucci, and M. Veldhorst, A four-qubit germanium quantum processor, *Nature (London)* **591**, 580 (2021).
  - [19] N. W. Hendrickx, D. P. Franke, A. Sammak, M. Kouwenhoven, D. Sabbagh, L. Yeoh, R. Li, M. L. V. Tagliaferri, M. Virgilio, G. Capellini, G. Scappucci, and M. Veldhorst, Gate-controlled quantum dots and superconductivity in planar germanium, *Nat. Commun.* **9**, 2835 (2018).
  - [20] N. W. Hendrickx, M. L. V. Tagliaferri, M. Kouwenhoven, R. Li, D. P. Franke, A. Sammak, A. Brinkman, G. Scappucci, and M. Veldhorst, Ballistic supercurrent discretization and micrometer-long Josephson coupling in germanium, *Phys. Rev. B* **99**, 075435 (2019).
  - [21] N. W. Hendrickx, D. P. Franke, A. Sammak, G. Scappucci, and M. Veldhorst, Fast two-qubit logic with holes in germanium, *Nature (London)* **577**, 487 (2020).

- [22] F. Vigneau, R. Mizokuchi, D. C. Zanuz, X. Huang, S. Tan, R. Maurand, S. Frolov, A. Sammak, G. Scappucci, F. Lefloch, and S. De Franceschi, Germanium quantum-well Josephson field-effect transistors and interferometers, *Nano Lett.* **19**, 1023 (2019).
- [23] F. Pientka, A. Keselman, E. Berg, A. Yacoby, A. Stern, and B. I. Halperin, Topological Superconductivity in a Planar Josephson Junction, *Phys. Rev. X* **7**, 021032 (2017).
- [24] A. Sammak, D. Sabbagh, N. W. Hendrickx, M. Lodari, B. Paquelet Wuetz, A. Tosato, L. Yeoh, M. Bollani, M. Virgilio, M. A. Schubert, P. Zaumseil, G. Capellini, M. Veldhorst, and G. Scappucci, Shallow and undoped germanium quantum wells: A playground for spin and hybrid quantum technology, *Adv. Funct. Mater.* **29**, 1807613 (2019).
- [25] See Supplemental Material at <http://link.aps.org/supplemental/10.1103/PhysRevResearch.3.L022005> for HAADF-STEM and STEM-EELS data, extraction of superconducting gap and excess current, and characteristics of individual Josephson junctions in the SQUID and  $I_C R_N$  for Al based Josephson junction.
- [26] M. Tinkham, *Introduction to Superconductivity* (Courier Corporation, New York, 2004).
- [27] M. G. Blamire, E. C. G. Kirk, J. E. Evetts, and T. M. Klapwijk, Extreme Critical-Temperature Enhancement of Al by Tunneling in Nb/AlO<sub>x</sub>/Al/AlO<sub>x</sub>/Nb Tunnel Junctions, *Phys. Rev. Lett.* **66**, 220 (1991).
- [28] C. W. J. Beenakker, Universal Limit of Critical-Current Fluctuations in Mesoscopic Josephson Junctions, *Phys. Rev. Lett.* **67**, 3836 (1991).
- [29] T. Klapwijk, G. Blonder, and M. Tinkham, Explanation of subharmonic energy gap structure in superconducting contacts, *Physica B+C* **109-110**, 1657 (1982).
- [30] B. T. Matthias, T. H. Geballe, and V. B. Compton, Superconductivity, *Rev. Mod. Phys.* **35**, 1 (1963).
- [31] A. C. C. Drachmann, H. J. Suominen, M. Kjaergaard, B. Shojaei, C. J. Palmström, C. M. Marcus, and F. Nichele, Proximity effect transfer from NbTi into a semiconductor heterostructure via epitaxial aluminum, *Nano Lett.* **17**, 1200 (2017).
- [32] M. Kjaergaard, H. J. Suominen, M. P. Nowak, A. R. Akhmerov, J. Shabani, C. J. Palmstrøm, F. Nichele, and C. M. Marcus, Transparent semiconductor-superconductor interface and induced gap in an epitaxial heterostructure Josephson junction, *Phys. Rev. Appl.* **7**, 034029 (2017).
- [33] D. Averin and A. Bardas, AC Josephson Effect in a Single Quantum Channel, *Phys. Rev. Lett.* **75**, 1831 (1995).
- [34] K. Flensberg, J. B. Hansen, and M. Octavio, Subharmonic energy-gap structure in superconducting weak links, *Phys. Rev. B* **38**, 8707 (1988).
- [35] M. Octavio, M. Tinkham, G. E. Blonder, and T. M. Klapwijk, Subharmonic energy-gap structure in superconducting constrictions, *Phys. Rev. B* **27**, 6739 (1983).
- [36] V. Z. Kresin, Josephson current in low-dimensional proximity systems and the field effect, *Phys. Rev. B* **34**, 7587 (1986).
- [37] Being not strictly in the short-junction limit could also provide an explanation for the rather low value we found for  $I_C R_N$  [50].
- [38] C. W. J. Beenakker and H. van Houten, Josephson Current Through a Superconducting Quantum Point Contact Shorter than the Coherence Length, *Phys. Rev. Lett.* **66**, 3056 (1991).
- [39] O. Dorokhov, On the coexistence of localized and extended electronic states in the metallic phase, *Solid State Commun.* **51**, 381 (1984).
- [40] Y. V. Nazarov, Limits of Universality in Disordered Conductors, *Phys. Rev. Lett.* **73**, 134 (1994).
- [41] A. A. Golubov, M. Y. Kupriyanov, and E. Il'ichev, The current-phase relation in Josephson junctions, *Rev. Mod. Phys.* **76**, 411 (2004).
- [42] R. D. Parks, Pair-breaking mechanisms in superconductors, *J. Appl. Phys.* **39**, 2515 (1968).
- [43] A. Rasmussen, J. Danon, H. Suominen, F. Nichele, M. Kjaergaard, and K. Flensberg, Effects of spin-orbit coupling and spatial symmetries on the Josephson current in SNS junctions, *Phys. Rev. B* **93**, 155406 (2016).
- [44] I. S. Khukhareva, The Superconducting Properties of Thin Aluminum Films, *Sov. JETP* **16**, 828 (1963).
- [45] F. Nichele, E. Portolés, A. Fornieri, A. M. Whicar, A. C. C. Drachmann, S. Gronin, T. Wang, G. C. Gardner, C. Thomas, A. T. Hatke, M. J. Manfra, and C. M. Marcus, Relating Andreev Bound States and Supercurrents in Hybrid Josephson Junctions, *Phys. Rev. Lett.* **124**, 226801 (2020).
- [46] D. B. Szombati, S. Nadj-Perge, D. Car, S. R. Plissard, E. P. A. M. Bakkers, and L. P. Kouwenhoven, Josephson  $\phi_0$ -junction in nanowire quantum dots, *Nat. Phys.* **12**, 568 (2016).
- [47] W. Mayer, M. C. Dartailh, J. Yuan, K. S. Wickramasinghe, E. Rossi, and J. Shabani, Gate controlled anomalous phase shift in al/InAs josephson junctions, *Nat. Commun.* **11**, 212 (2020).
- [48] A. Assouline, C. Feuillet-Palma, N. Bergeal, T. Zhang, A. Mottaghizadeh, A. Zimmers, E. Lhuillier, M. Eddrie, P. Atkinson, M. Aprili, and H. Aubin, Spin-Orbit induced phase-shift in Bi2Se3 Josephson junctions, *Nat. Commun.* **10**, 126 (2019).
- [49] G. Kim, S. Kim, J. Kim, C. Shin, J. Park, K. C. Saraswat, B. J. Cho, and H. Yu, Surface passivation of germanium using SF6 plasma to reduce source/drain contact resistance in germanium n-FET, *IEEE Electron Device Lett.* **36**, 745 (2015).
- [50] P. Dubos, H. Courtois, B. Pannetier, F. K. Wilhelm, A. D. Zaikin, and G. Schön, Josephson critical current in a long mesoscopic S-N-S junction, *Phys. Rev. B* **63**, 064502 (2001).
- [51] G. Katsaros, Raw transport data for: Enhancement of proximity induced superconductivity in planar germanium (2021), doi:10.15479/AT:ISTA:9291.