

## Low percolation density and charge noise with holes in germanium

Lodari, M.; Hendrickx, N.W.; Lawrie, W.I.L.; Hsiao, T.; Vandersypen, L.M.K.; Sammak, A.; Veldhorst, M.; Scappucci, G.

**DOI**

[10.1088/2633-4356/abcd82](https://doi.org/10.1088/2633-4356/abcd82)

**Publication date**

2021

**Document Version**

Final published version

**Published in**

Materials for Quantum Technology

**Citation (APA)**

Lodari, M., Hendrickx, N. W., Lawrie, W. I. L., Hsiao, T., Vandersypen, L. M. K., Sammak, A., Veldhorst, M., & Scappucci, G. (2021). Low percolation density and charge noise with holes in germanium. *Materials for Quantum Technology*, 1(1), Article 011002. <https://doi.org/10.1088/2633-4356/abcd82>

**Important note**

To cite this publication, please use the final published version (if applicable).  
Please check the document version above.

**Copyright**

Other than for strictly personal use, it is not permitted to download, forward or distribute the text or part of it, without the consent of the author(s) and/or copyright holder(s), unless the work is under an open content license such as Creative Commons.

**Takedown policy**

Please contact us and provide details if you believe this document breaches copyrights.  
We will remove access to the work immediately and investigate your claim.

LETTER • **OPEN ACCESS**

# Low percolation density and charge noise with holes in germanium

To cite this article: Mario Lodari *et al* 2021 *Mater. Quantum. Technol.* **1** 011002

View the [article online](#) for updates and enhancements.

## You may also like

- [Structural properties of compressive strained Ge channels fabricated on Si \(111\) and Si \(100\)](#)  
Md Mahfuz Alam, Yusuke Hoshi and Kentarou Sawano
- [Global solvability and stabilization to a cancer invasion model with remodelling of ECM](#)  
Chunhua Jin
- [Spectroscopic and photometric studies of a candidate pulsating star in an eclipsing binary: V948 Her](#)  
Filiz Kahraman Aliçavı

# Materials for Quantum Technology



## Letter

### OPEN ACCESS

RECEIVED  
11 August 2020

REVISED  
28 October 2020

ACCEPTED FOR PUBLICATION  
24 November 2020

PUBLISHED  
28 January 2021

Original content from  
this work may be used  
under the terms of the  
[Creative Commons  
Attribution 4.0 licence](#).

Any further distribution  
of this work must  
maintain attribution to  
the author(s) and the  
title of the work, journal  
citation and DOI.



## Low percolation density and charge noise with holes in germanium

Mario Lodari<sup>1,3</sup> , Nico W Hendrickx<sup>1,3</sup> , William I L Lawrie<sup>1</sup> , Tzu-Kan Hsiao<sup>1</sup>,  
Lieven M K Vandersypen<sup>1</sup> , Amir Sammak<sup>2</sup>, Menno Veldhorst<sup>1</sup> and  
Giordano Scappucci<sup>1,\*</sup>

<sup>1</sup> QuTech and Kavli Institute of Nanoscience, Delft University of Technology, PO Box 5046, 2600 GA Delft, The Netherlands

<sup>2</sup> QuTech and Netherlands Organisation for Applied Scientific Research (TNO), Stieltjesweg 1, 2628 CK Delft, The Netherlands

\* Author to whom any correspondence should be addressed.

<sup>3</sup> These authors contributed equally to this work.

E-mail: [g.scappucci@tudelft.nl](mailto:g.scappucci@tudelft.nl)

**Keywords:** quantum technology, germanium, charge noise, quantum dots

Supplementary material for this article is available [online](#)

### Abstract

We engineer planar Ge/SiGe heterostructures for low disorder and quiet hole quantum dot operation by positioning the strained Ge channel 55 nm below the semiconductor/dielectric interface. In heterostructure field effect transistors, we measure a percolation density for two-dimensional hole transport of  $2.1 \times 10^{10} \text{ cm}^{-2}$ , indicative of a very low disorder potential landscape experienced by holes in the buried Ge channel. These Ge heterostructures support quiet operation of hole quantum dots and we measure an average charge noise level of  $\sqrt{S_E} = 0.6 \text{ } \mu\text{eV}/\sqrt{\text{Hz}}$  at 1 Hz, with the lowest level below our detection limit  $\sqrt{S_E} = 0.2 \text{ } \mu\text{eV}/\sqrt{\text{Hz}}$ . These results establish planar Ge as a promising platform for scaled two-dimensional spin qubit arrays.

The promise of quantum information with quantum dots [1] has led to extensive studies for suitable quantum materials. While initial research mainly focused on gallium arsenide heterostructures because of its extremely low level of disorder, hyperfine interaction with nuclear spins has limited the quantum coherence of spin qubits [2, 3]. Instead, silicon naturally contains only few non-zero nuclear spin isotopes and can furthermore be isotopically enriched, such that quantum coherence can be maintained for very long times [4, 5]. However, the relatively large effective mass and the presence of valley states complicates scalability [6] and warrants the search for alternative quantum materials.

Germanium has prospects to overcome these challenges and is rapidly emerging as a unique material for quantum information [7]. Holes in germanium exhibit strong and tunable spin–orbit coupling allowing for fast and all-electrical control of spin qubits [8–11]. The light effective mass along the Ge quantum well (QW) interface induces large orbital energy spacing for quantum dots and thereby relaxes the lithographic fabrication requirements [12]. In addition, ohmic contacts can be made to metals, which enabled the development of hybrid superconductor–semiconductor circuits [13–15], and promises novel approaches for long-range qubit links to engineer scalable qubit tiles [16].

Importantly, Ge QWs can be engineered in silicon–germanium (Ge/SiGe) heterostructures [17] that are fabricated using techniques compatible with existing semiconductor manufacturing [18], which facilitates large scale device integration. These advances enabled to define stable quantum dots [13], to operate quantum dot arrays [19], to realize single hole spin qubits [20] with long spin life-times [21], and to demonstrate full two-qubit logic [11]. In all these experiments, the Ge QW was located remarkably close to semiconductor/dielectric interface at a depth of only 22 nm [17]. While this shallow heterostructure showed an ultra-high maximum mobility exceeding  $5 \times 10^5 \text{ cm}^2 \text{ V}^{-1} \text{ s}^{-1}$ , possibly due to passivation of surface impurities by tunneled carriers from the QW, a rather high percolation density  $p_p = 1.2 \times 10^{11} \text{ cm}^{-2}$  was measured. This value is similar to the values reported for Si metal-oxide semiconductor field effect transistors [22–24] and about

twice the value reported in Si/SiGe QWs [25, 26]. Since the percolation density characterizes disorder at low densities, which is the typical regime for quantum dot operation, a significant development is still needed to make undoped Ge/SiGe heterostructures compatible with existing architectures for large-scale quantum information processing with quantum dots, all relying on highly uniform qubits that exhibit extremely low noise [16, 27].

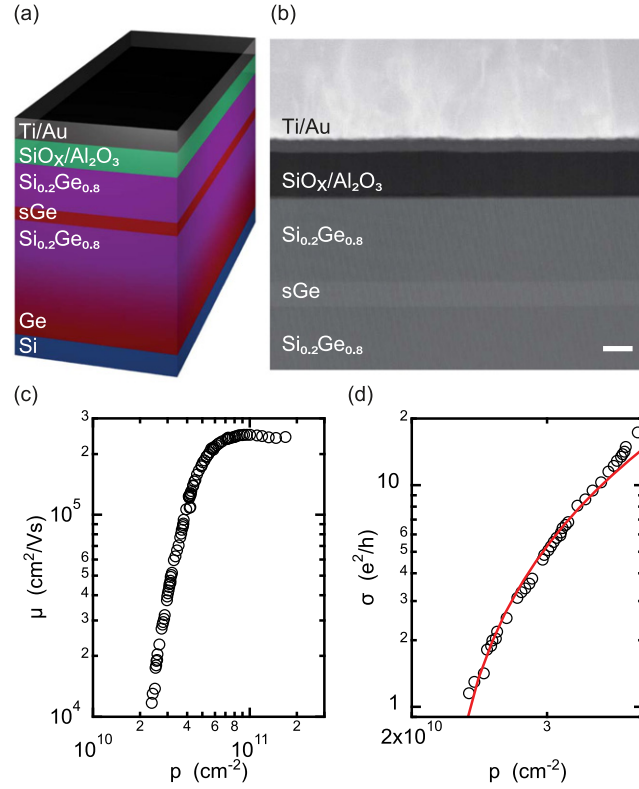
Here, we demonstrate planar Ge/SiGe heterostructures with very low levels of disorder and charge noise, setting new benchmarks for semiconductor materials for spin qubits. We quantify disorder beyond the metric of maximum mobility and focus on the percolation density, the single-particle relaxation time ( $\tau_q$ ), which measures the time for which a momentum eigenstate can be defined even in the presence of scattering [28], and we report the associated quantum mobility  $\mu_q = e\tau_q/m^*$  [29], with  $e$  the elementary charge and  $m^*$  the effective mass. By increasing the separation between the QW and the semiconductor/oxide interface to 55 nm, both  $p_p$  and  $\mu_q$  improve, and we find percolation densities as low as  $p_p = 2.1 \times 10^{10} \text{ cm}^{-2}$  and quantum mobilities as high as  $\mu_q = 2.5 \times 10^4 \text{ cm}^2 \text{ V}^{-1} \text{ s}^{-1}$ . We introduce a method to measure charge noise in gate-defined quantum dots by scanning over Coulomb peaks to discriminate between measurement and device noise. We find that charge noise can be below our detection limit of  $\sqrt{S_E} = 0.2 \text{ } \mu\text{eV}/\sqrt{\text{Hz}}$  at 1 Hz, about an order of magnitude less than previously reported for germanium quantum dots [13].

We grow Ge/SiGe heterostructures by reduced-pressure chemical vapor deposition on a Si(001) wafer and fabricate Hall-bar shaped heterostructure field effect transistors (H-FETs) for magnetotransport characterization by four-probes low-frequency lock-in techniques as described in reference [17]. Figure 1(a) shows a cross-section schematic of the H-FET in the channel region. Figure 1(b) shows a high angle annular dark field scanning transmission electron (HAADF-STEM) image of the active layers of the H-FET, with no visible defects or dislocations. The strained Ge QW is uniform, has a thickness of  $\approx 16 \text{ nm}$  [determined by the analysis of high resolution STEM image as discussed in the supplementary information (<https://stacks.iop.org/MQT/1/011002/mmedia>)], and is separated from the  $\text{SiO}_x/\text{Al}_2\text{O}_3$  dielectric stack by a  $\text{Si}_{0.2}\text{Ge}_{0.8}$  barrier. The QW thickness is in agreement with the values reported in reference [17], highlighting the reproducible growth process achieved by reduced-pressure chemical vapor deposition in an industrial reactor. We chose a  $\text{Si}_{0.2}\text{Ge}_{0.8}$  barrier thickness  $t = 55 \text{ nm}$  to suppress surface tunneling from the strained Ge QW [30] and improve the electronic environment, while maintaining a sharp confinement potential for quantum dots with excellent tunability. We achieve smooth interfaces between the Ge QW and nearby  $\text{Si}_{0.2}\text{Ge}_{0.8}$  and between then  $\text{Si}_{0.2}\text{Ge}_{0.8}$  barrier and the dielectric, highlighting the high-quality of epitaxy and device processing.

Applying a negative bias to the Ti/Au gate induces a two-dimensional hole gas and controls the carrier density in the QW. Figure 1(c) shows the transport mobility  $\mu$  as a function of density  $p$ . The mobility increases steeply to  $1 \times 10^5 \text{ cm}^2 \text{ V}^{-1} \text{ s}^{-1}$  in the low-density range ( $2.4\text{--}3.9 \times 10^{10} \text{ cm}^{-2}$ ) due to increased screening of scattering from remote charged impurities, likely at the semiconductor/dielectric interface. At higher density, the mobility also becomes limited by short-range scattering from impurities within or near the QW and saturates, reaching a maximum value of  $2.5 \times 10^5 \text{ cm}^2 \text{ V}^{-1} \text{ s}^{-1}$  at a density of  $9.2 \times 10^{10} \text{ cm}^{-2}$ . The saturation of mobility upon increasing density indicates that surface tunneling is suppressed in this H-FET. In shallow Ge/SiGe heterostructures, an upturn in  $\mu$  vs  $p$  dependence was observed above  $p = 3 \times 10^{11} \text{ cm}^{-2}$  instead, with no sign of saturation [17]. Figure 1(d) shows the conductivity  $\sigma$  as a function of density  $p$ . We extract a percolation density of  $p_p = 2.14 \pm 0.03 \times 10^{10} \text{ cm}^{-2}$  by fitting  $\sigma$  in the low density regime (up to  $p = 3.8 \times 10^{10} \text{ cm}^{-2}$ ) to percolation theory [17, 22–24] (see supplementary information). For measurements across two H-FETs fabricated on the same wafer we obtain a weighted average percolation density  $\langle p_p \rangle = (2.17 \pm 0.02) \times 10^{10} \text{ cm}^{-2}$ , pointing to uniform heterostructure deposition across the wafer and fabrication process. The obtained  $p_p$  is indicative of very low disorder at low density, which is the typical condition for quantum dot operation, representing a  $\approx 5\times$  improvement compared to previous heterostructures supporting Ge spin qubits [17], and setting a new benchmark for group-IV materials that have practical use for spin qubits.

We further characterize disorder in the Ge H-FET by measuring the single-particle relaxation time  $\tau_q$  and the associated quantum mobility  $\mu_q$ .  $\tau_q$  determines the quantum level broadening  $\Gamma = \hbar/2\tau_q$  of the momentum eigenstates and is affected by all scattering events. This is distinct from the transport scattering time  $\tau_t$ , which instead is unaffected by forward scattering [28] and determines the conductivity and the classical mobility  $\mu = e\tau_t/m^*$ . As such we argue that  $\mu_q$  is a disorder qualifier less forgiving than  $\mu$  and in principle is more informative of the qubit surrounding environment, since  $\mu_q$  does not exclude *a priori* any source of scattering, which in turn might degrade qubit performance.

To measure  $\tau_q$  and  $\mu_q$  we probe the disorder-induced broadening of the 2DHG Landau levels in magnetotransport. Figure 2(a) shows the longitudinal resistivity  $\rho_{xx}$  and transverse Hall resistance  $R_{xy}$  as a function of  $B$  at a fixed density corresponding to the maximum transport mobility. We observe Shubnikov–de Haas oscillations above  $B = 0.37 \text{ T}$  and Zeeman splitting above  $B = 0.83 \text{ T}$ , from which we estimate an effective  $g^* = 12.7$  following the methodology in reference [17]. The oscillation minima go to zero above  $B = 4.3 \text{ T}$ , signaling high quality magnetotransport from a single high-mobility subband corresponding to the heavy hole



**Figure 1.** (a) Schematic of a Ge/SiGe heterostructure field effect transistor. The strained Ge (sGe) QW is grown coherent to a strain-relaxed Si<sub>0.2</sub>Ge<sub>0.8</sub> layer obtained by reverse grading. A Si<sub>0.2</sub>Ge<sub>0.8</sub> barrier separates the QW from the dielectric stack—native silicon oxide followed by Al<sub>2</sub>O<sub>3</sub>—and from the Ti/Au metallic gate metal. (b) HAADF-STEM image of the active layers of the Ge/SiGe heterostructure field effect transistor. Scale bar is 20 nm. (c) Mobility  $\mu$  and (d) conductivity  $\sigma_{xx}$  as a function of density  $p$  at a temperature  $T = 1.7$  K. The red line in (d) is a fit to percolation theory in the low density regime.

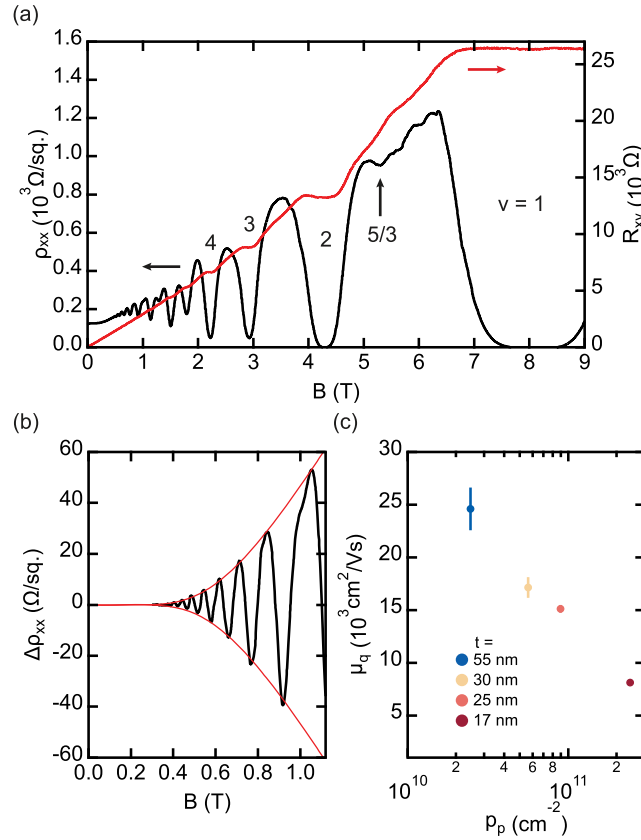
fundamental state in the Ge QW.  $R_{xy}$  develops flat plateaus corresponding to oscillation minima in  $\rho_{xx}$ , due to the integer quantum Hall effect. Signatures of the  $\nu = 5/3$  fractional state are visible both in  $\rho_{xx}$  and  $R_{xy}$ , indicating a robust energy gap that survives thermal broadening at 1.7 K.

Figure 2(b) shows the low-field oscillation amplitude  $\Delta\rho_{xx} = (\rho_{xx} - \rho_0)$  as a function of perpendicular magnetic field  $B$ , where  $\rho_0$  is the  $\rho_{xx}$  value at  $B = 0$ . We estimate a single-particle relaxation time  $\tau_q = 0.87$  ps from a fit of the Shubnikov–de Haas oscillation envelope to the function  $\Delta\rho_{xx} \approx \rho_0 B^{1/2} \chi / \sinh(\chi) \exp(-\pi/\omega_c \tau_q)$ , where  $\chi = 2\pi^2 k_B T / \hbar \omega_c$ ,  $k_B$  is the Boltzmann constant,  $\hbar$  is the Planck constant and  $\omega_c$  is the cyclotron frequency (figure 2(b), red curve) [31].<sup>4</sup> Correspondingly, we estimate  $\Gamma = 377$   $\mu$ eV. This is  $\approx 4\times$  smaller than  $\Gamma$  at a comparable  $p$  in a shallow QW positioned 17 nm below the surface, signaling that disorder is greatly reduced in the heterostructure detailed in this work. We find a Dingle ratio  $\tau_t/\tau_q = 10$ , which is  $\approx 3\times$  smaller compared to shallower QWs [17], confirming that long-range scattering is reduced, as expected from the  $\mu$  dependence on  $p$  in figure 1(c).

In figure 2(c) we show the quantum mobility  $\mu_q$  as a function of the percolation density  $p_p$  measured for QWs positioned at different distance  $t$  from the semiconductor/dielectric interface. For each heterostructure,  $\mu_q$  is evaluated at saturation density  $p_{\text{sat}} \sim 1/t$  [12]. We observe a clear correlation: as the QW is separated from the impurities at the semiconductor/dielectric interface, both our disorder qualifiers  $p_p$  and  $\mu_q$  improve and reach best values in the heterostructure with  $t = 55$  nm. The observed correlation also implies that percolation density, which may be measured at higher temperatures and more easily than Shubnikov–de Haas oscillations, is sufficient to provide a fast feedback loop on heterostructure growth and device processing.

We now move on to the formation of quantum dots in this platform. We fabricate six quantum dots in three different devices, all consisting of a set aluminum ohmic leads, as well as two metallic gate layers defining the quantum dots [19]. We operate the quantum dots in transport mode by applying a bias voltage across the quantum dot ohmic leads and measuring the resulting current for each dot. In figure 3(a) we measure the

<sup>4</sup> For the analysis of  $\tau_q$  and  $\mu_q$  in figures 2(b) and (c), we extrapolate the effective mass  $m^*$  from reference [12] at the relevant density. Specifically, for the 55 nm-deep quantum well discussed here we assume  $m^* = 0.062 \times m_0$  at the saturation density  $p_{\text{sat}} = 2.1 \times 10^{11} \text{ cm}^{-2}$ .

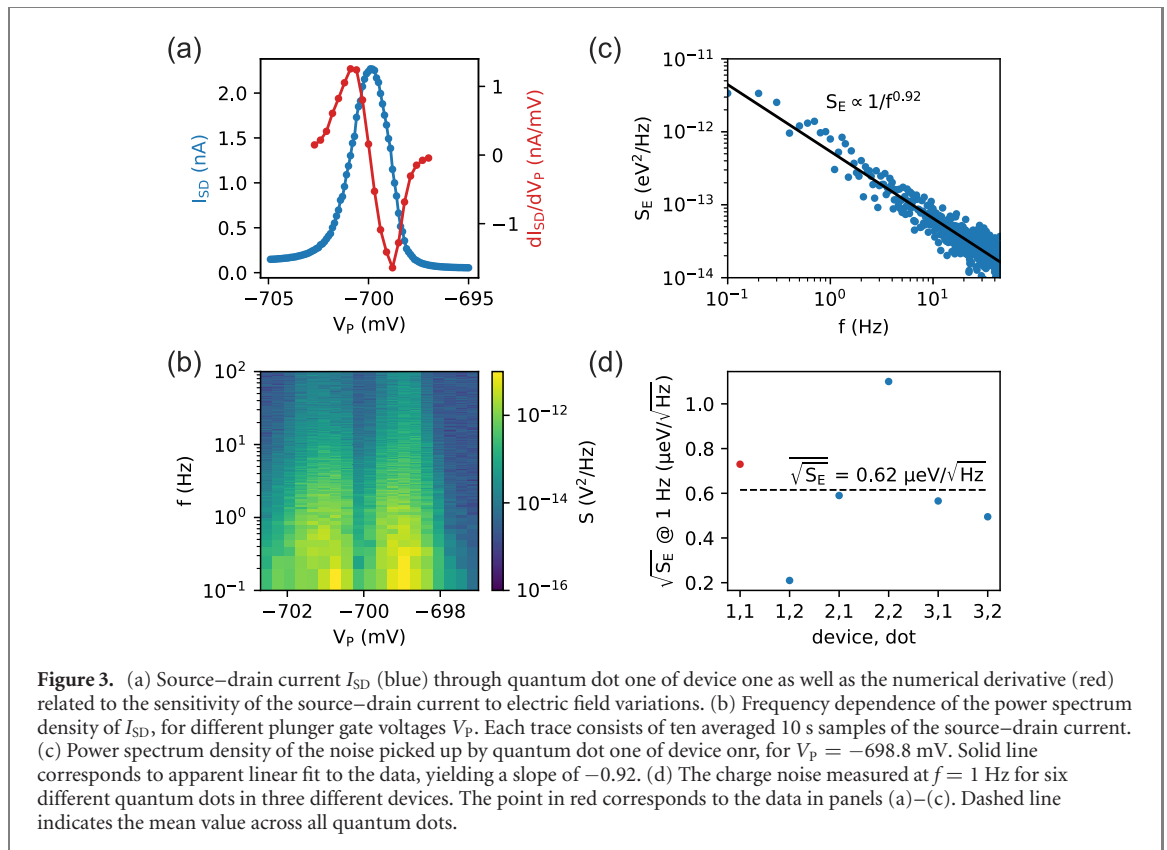


**Figure 2.** (a) Longitudinal resistivity ( $\rho_{xx}$ , black curve) and transverse Hall resistance ( $R_{xy}$ , red curve) as a function of perpendicular magnetic field  $B$  measured at a density  $p = 2.1 \times 10^{11} \text{ cm}^{-2}$ . The first four Landau level integer filling factors ( $\nu$ ) are labeled, along with the  $5/3$  fractional state. (b) Low-magnetic field oscillation amplitude ( $\Delta\rho_{xx}$ , black curve) as a function of  $B$  after polynomial background subtraction and theoretical fit of the envelope (red curve) to evaluate the single-particle relaxation time  $\tau_q$ . (c) Quantum mobility ( $\mu_q$ ) as a function of percolation density measured in heterostructures with barrier thickness  $t$  in the range of 17–55 nm.

source–drain current  $I_{SD}$  in blue as a function of the applied plunger gate voltage  $V_P$  and a typical Coulomb peak in the device conductance can be observed.

To qualify the quantum dot environment, we measure the charge noise picked up by a single quantum dot. A 100 s long trace of  $I_{SD}$  is acquired and split into ten segments of equal lengths. The power spectrum density of the noise  $S$  is obtained by averaging the discrete Fourier transform of the ten segments. In order to distinguish noise caused by the measurement equipment from charge noise acting on the quantum dot, we repeat the same measurement for different quantum dot plunger gate voltages spanning a full Coulomb peak. Figure 3(a) shows  $I_{SD}$  (blue), as well as the numerical derivative  $\delta I_{SD}/\delta V_P$  (red) indicating the sensitivity of the source–drain current to electric field variations, for all gate voltages where charge noise measurements are performed. In figure 3(b) we show the noise spectrum density as a function of both  $V_P$  as well as frequency  $f$ . A clear increase of  $S$  can be observed on the flanks of the Coulomb peak, corresponding to the points of highest sensitivity. At the top of the Coulomb peak, where the local derivative of the source drain current is close to zero, the noise spectral density drops. This is a clear indication that the measured spectrum originates in the environment of the quantum dot and not the measurement equipment or other noise sources such as tunneling noise [32, 33]. We argue that solely comparing the noise spectrum at the flank of a Coulomb peak to the noise spectrum in Coulomb blockade is not sufficient, as the noise floor of a transimpedance amplifier often strongly depends on the impedance of the load. By moving from Coulomb blockade to the flank of a Coulomb peak, the device impedance can typically change from  $R_{\text{block}} > 100 \text{ G}\Omega$  to  $R_{\text{transport}} < 1 \text{ M}\Omega$ , thereby rendering a comparison of the two noise spectra invalid. The difference in device impedance between the flank and top of a Coulomb peak is typically less than an order of magnitude and is therefore a good indicator of the source of the observed noise spectrum. Figure 3(c) shows the equivalent detuning noise spectral density  $S_E$  measured at  $V_P = -698.8 \text{ mV}$ , using a lever arm of  $\alpha \approx 0.1$  as obtained from Coulomb diamond measurements for each dot. The spectrum follows an approximate  $1/f$  trend at low frequencies [33], allowing us to extract an equivalent detuning noise at 1 Hz. We perform charge noise measurements on all six quantum dots and the results are presented in figure 3(d). The average detuning noise at 1 Hz is  $\sqrt{S_E} = 0.6 \mu\text{eV}/\sqrt{\text{Hz}}$ , with the lowest value being limited by our measurement setup at  $0.2 \mu\text{eV}/\sqrt{\text{Hz}}$ . This is a factor of two smaller than





the charge noise  $\sqrt{S_E} = 1.4 \mu\text{eV}/\sqrt{\text{Hz}}$  reported in shallower 22 nm-deep Ge QWs [13]. Moreover, the lowest charge noise values reported here compare favourably to other material systems,  $0.5 \mu\text{eV}/\sqrt{\text{Hz}}$  for Si/SiO<sub>2</sub> [34],  $0.8 \mu\text{eV}/\sqrt{\text{Hz}}$  for Si/SiGe [33],  $\sim 1 \mu\text{eV}/\sqrt{\text{Hz}}$  for InSb [35] or  $7.5 \mu\text{eV}/\sqrt{\text{Hz}}$  for GaAs [36].

In summary, we have engineered planar Ge/SiGe heterostructures for low disorder and quiet quantum dot operation. By positioning the Ge QW 55 nm below the semiconductor/oxide interface we achieve an excellent trade-off between an improved electronic environment and a sharp confinement potential for gate-defined quantum dots. We measure a percolation density for two-dimensional hole conduction  $p_p = 2.14 \times 10^{10} \text{ cm}^{-2}$ . At such low carrier density, measurements might be limited by the contact resistance leaving room for further improvement. In quantum dots, we observe an average charge noise of  $\sqrt{S_E} = 0.6 \mu\text{eV}/\sqrt{\text{Hz}}$  at 1 Hz, with the lowest value below the detection limit  $\sqrt{S_E} = 0.2 \mu\text{eV}/\sqrt{\text{Hz}}$  of our setup. Since impurities at the semiconductor/oxide interface are the limiting factor of the electronic environment, even better percolation density and charge noise are expected in these Ge/SiGe heterostructures if a better quality semiconductor/dielectric interface is achieved. These results mark a significant step forward in the germanium quantum information route.

## Acknowledgments

We acknowledge support through an FOM Projectruimte of the Foundation for Fundamental Research on Matter (FOM), associated with the Netherlands Organisation for Scientific Research (NWO). Research was sponsored by the Army Research Office (ARO) and was accomplished under Grant No. W911NF-17-1-0274. The views and conclusions contained in this document are those of the authors and should not be interpreted as representing the official policies, either expressed or implied, of the Army Research Office (ARO), or the U.S. Government. The U.S. Government is authorized to reproduce and distribute reprints for Government purposes notwithstanding any copyright notation herein. We acknowledge the Quanterra ERA-NET Cofund in Quantum Technologies implemented within the European Union's Horizon 2020 Program.

## Data availability statement

The data that support the findings of this study are openly available at the following URL/DOI: [10.4121/uuid:70cf99ac-5914-4381-abfa-8f9eed7004fd](https://doi.org/10.4121/uuid:70cf99ac-5914-4381-abfa-8f9eed7004fd).

## ORCID iDs

Mario Lodari  <https://orcid.org/0000-0003-0493-4129>  
Nico W Hendrickx  <https://orcid.org/0000-0003-4224-7418>  
William I L Lawrie  <https://orcid.org/0000-0002-9946-4117>  
Lieven M K Vandersypen  <https://orcid.org/0000-0003-4346-7877>  
Menno Veldhorst  <https://orcid.org/0000-0001-9730-3523>  
Giordano Scappucci  <https://orcid.org/0000-0003-2512-0079>

## References

- [1] DiVincenzo D P 2000 *Fortschr. Phys.* **48** 771
- [2] Petta J R, Johnson A C, Taylor J M, Laird E A, Yacoby A, Lukin M D, Marcus C M, Hanson M P and Gossard A C 2005 *Science* **309** 2180
- [3] Koppens F H L, Buizert C, Tielrooij K J, Vink I T, Nowack K C, Meunier T, Kouwenhoven L P and Vandersypen L M K 2006 *Nature* **442** 766
- [4] Veldhorst M *et al* 2014 *Nat. Nanotechnol.* **9** 981
- [5] Muhonen J T *et al* 2014 *Nat. Nanotechnol.* **9** 986
- [6] Zwanenburg F A, Dzurak A S, Morello A, Simmons M Y, Hollenberg L C L, Klimeck G, Rogge S, Coppersmith S N and Eriksson M A 2013 *Rev. Mod. Phys.* **85** 961
- [7] Scappucci G, Kloeffer C, Zwanenburg F A, Loss D, Myronov M, Zhang J-J, De Franceschi S, Katsaros G and Veldhorst M 2020 [arXiv:2004.08133](https://arxiv.org/abs/2004.08133) [[cond-mat](#), [physics:quant-ph](#)]
- [8] Bulaev D V and Loss D 2005 *Phys. Rev. Lett.* **95** 076805
- [9] Bulaev D V and Loss D 2007 *Phys. Rev. Lett.* **98** 097202
- [10] Watzinger H, Kukučka J, Vukušić L, Gao F, Wang T, Schäffler F, Zhang J-J and Katsaros G 2018 *Nat. Commun.* **9** 1
- [11] Hendrickx N W, Franke D P, Sammak A, Scappucci G and Veldhorst M 2020 *Nature* **577** 487
- [12] Lodari M, Tosato A, Sabbagh D, Schubert M A, Capellini G, Sammak A, Veldhorst M and Scappucci G 2019 *Phys. Rev. B* **100** 041304
- [13] Hendrickx N W *et al* 2018 *Nat. Commun.* **9** 1
- [14] Hendrickx N W, Tagliaferri M L V, Kouwenhoven M, Li R, Franke D P, Sammak A, Brinkman A, Scappucci G and Veldhorst M 2019 *Phys. Rev. B* **99** 075435
- [15] Vigneau F *et al* 2019 *Nano Lett.* **19** 1023
- [16] Vandersypen L M K, Bluhm H, Clarke J S, Dzurak A S, Ishihara R, Morello A, Reilly D J, Schreiber L R and Veldhorst M 2017 *npj Quantum Inf.* **3** 34
- [17] Sammak A *et al* 2019 *Adv. Funct. Mater.* **29** 1807613
- [18] Pillarisetty R 2011 *Nature* **479** 324
- [19] Lawrie W I L *et al* 2020 *Appl. Phys. Lett.* **116** 080501
- [20] Hendrickx N W, Lawrie W I L, Petit L, Sammak A, Scappucci G and Veldhorst M 2020 *Nat. Commun.* **11** 3478
- [21] Lawrie W I L, Hendrickx N W, van Riggelen F, Russ M, Petit L, Sammak A, Scappucci G and Veldhorst M 2020 (<https://dx.doi.org/10.1021/acs.nanolett.0c02589>)
- [22] Tracy L A, Hwang E, Eng K, Ten Eyck G, Nordberg E, Childs K, Carroll M S, Lilly M P and Sarma S D 2009 *Phys. Rev. B* **79** 235307
- [23] Kim J-S, Tyrshkin A M and Lyon S A 2017 *Appl. Phys. Lett.* **110** 123505
- [24] Sabbagh D *et al* 2019 *Phys. Rev. Appl.* **12** 014013
- [25] Mi X, Hazard T M, Payette C, Wang K, Zajac D M, Cady J V and Petta J R 2015 *Phys. Rev. B* **92** 035304
- [26] Paquelet Wuetz B *et al* 2020 *npj Quantum Inf.* **6** 43
- [27] Li R *et al* 2018 *Sci. Adv.* **4** eaar3960
- [28] Das Sarma S and Stern F 1985 *Phys. Rev. B* **32** 8442
- [29] Harrang J P, Higgins R J, Goodall R K, Jay P R, Laviron M and Delescluse P 1985 *Phys. Rev. B* **32** 8126
- [30] Su Y-H, Chuang Y, Liu C-Y, Li J-Y and Lu T-M 2017 *Phys. Rev. Mater.* **1** 044601
- [31] Bauer G and Kahlert H 1972 *Phys. Rev. B* **5** 566
- [32] Jung S W, Fujisawa T, Hirayama Y and Jeong Y H 2004 *Appl. Phys. Lett.* **85** 768
- [33] Freeman B M, Schoenfield J S and Jiang H 2016 *Appl. Phys. Lett.* **108** 253108
- [34] Connors E J, Nelson J, Qiao H, Edge L F and Nichol J M 2019 *Phys. Rev. B* **100** 165305
- [35] Jekat F *et al* 2020 *Appl. Phys. Lett.* **116** 253101
- [36] Basset J, Stockklauser A, Jarausch D-D, Frey T, Reichl C, Wegscheider W, Wallraff A, Ensslin K and Ihn T 2014 *Appl. Phys. Lett.* **105** 063105