



Delft University of Technology

## Softening with Ceramic Micro-Filtration for Application on Water Reclamation for Industrial Recirculating Cooling Systems

Gulamussen, N.J.; Donse, D.; Marques Arsenio, A.; Heijman, Sebastiaan; Rietveld, L.C.

**DOI**

[10.3390/membranes12100980](https://doi.org/10.3390/membranes12100980)

**Publication date**

2022

**Document Version**

Final published version

**Published in**

Membranes

**Citation (APA)**

Gulamussen, N. J., Donse, D., Marques Arsenio, A., Heijman, S., & Rietveld, L. C. (2022). Softening with Ceramic Micro-Filtration for Application on Water Reclamation for Industrial Recirculating Cooling Systems. *Membranes*, 12(10), Article 980. <https://doi.org/10.3390/membranes12100980>

**Important note**

To cite this publication, please use the final published version (if applicable). Please check the document version above.

**Copyright**

Other than for strictly personal use, it is not permitted to download, forward or distribute the text or part of it, without the consent of the author(s) and/or copyright holder(s), unless the work is under an open content license such as Creative Commons.

**Takedown policy**

Please contact us and provide details if you believe this document breaches copyrights. We will remove access to the work immediately and investigate your claim.

## Article

# Softening with Ceramic Micro-Filtration for Application on Water Reclamation for Industrial Recirculating Cooling Systems

Noor Jehan Gulamussen <sup>1,2,\*</sup> , Daniël Donse <sup>1</sup>, André Marques Arsénio <sup>1</sup> , Sebastiaan Gerard Jozef Heijman <sup>1</sup>  and Louis Cornelis Rietveld <sup>1</sup>

<sup>1</sup> Department of Water Management, Faculty of Civil Engineering and Geosciences, Delft University of Technology, 2628 CN Delft, The Netherlands

<sup>2</sup> Department of Chemistry, Faculty of Science, Eduardo Mondlane University, Maputo P.O. Box 257, Mozambique

\* Correspondence: n.j.gulamussen@tudelft.nl; Tel.: +258-843901600

**Abstract:** There is a global need for optimizing the use of water that has resulted from increased demand due to industrial development, population growth, climate change and the pollution of natural water resources. One of the solutions is to use reclaimed water in industrial applications that do not require water of potable quality, such as cooling water. However, for cooling water, (treated) wastewater's hardness is too high, apart from having a high load of suspended solids and organic matter. Therefore, a combination of softening with ceramic micro-filtration was proposed for treating wastewater treatment effluent containing fouling agents for potential use in industrial cooling systems. The effectiveness of the softening process on model-treated wastewater with calcium hydroxide in the presence of phosphate and sodium alginate was first evaluated using jar tests. Furthermore, membrane fouling was studied when filtering the softened water. The results showed that the inhibition of calcium carbonate precipitation occurred when inorganic substances, such as phosphate and organic compounds, were present in the water. The fouling of the membranes due to sodium alginate in water was only slightly negatively affected when combined with softening and phosphate. Therefore, this combination of treatments could be potentially helpful for the post-treatment of secondary effluent for cooling systems.

**Keywords:** water softening; ceramic membranes; water reclamation; cooling systems



**Citation:** Gulamussen, N.J.; Donse, D.; Arsénio, A.M.; Heijman, S.G.J.; Rietveld, L.C. Softening with Ceramic Micro-Filtration for Application on Water Reclamation for Industrial Recirculating Cooling Systems. *Membranes* **2022**, *12*, 980. <https://doi.org/10.3390/membranes12100980>

Academic Editor: Chanhyuk Park

Received: 30 August 2022

Accepted: 1 October 2022

Published: 10 October 2022

**Publisher's Note:** MDPI stays neutral with regard to jurisdictional claims in published maps and institutional affiliations.



**Copyright:** © 2022 by the authors. Licensee MDPI, Basel, Switzerland. This article is an open access article distributed under the terms and conditions of the Creative Commons Attribution (CC BY) license (<https://creativecommons.org/licenses/by/4.0/>).

## 1. Introduction

Water shortages in arid and semi-arid areas are drivers for the use of reclaimed water in industry [1]. Even though the costs of advanced treatment processes for contaminant removal are high, they can be justified by the high value of reclaimed water compared with the use of the scarce natural water sources [2].

Several power plants in the US have already used secondary-treated municipal wastewater treatment plant (WWTP) effluent as make-up water in their recirculating cooling water [3,4]. However, since WWTP effluent typically contains considerable concentrations of hardness, phosphate, ammonia, dissolved solids, and organic matter compared with the concentrations in fresh surface water, for example, extensive treatment is needed [5].

A cooling system relies on water as a heat transfer medium and is the most water-demanding process in industry [6]. Water is utilized to cool pumps and compressors of vacuum systems and steam turbine condensers. Cooling systems can have different configurations but are mainly divided into once-through and recirculating systems [7]. Once-through cooling systems transfer process heat to water to cool the process equipment and then discharge the hot water after a single use. This system requires a large volume of water; typically lake, river-, and seawater are used with little or no treatment [8]. Recirculating cooling systems transfer the heat from warmed water to vapor so that the

water can be reused to absorb process heat and recirculated for additional cycles [9,10]. However, as evaporation occurs, the concentration of mineral salts increases, and when the concentration of mineral salts exceeds their solubility, scale formation on heat exchanger surfaces may occur. The level of dissolved solids (mineral salts) is controlled by discharging part of the recirculating water, called blowdown water, from the system and replenishing this volume with fresh make-up water. Previous studies have shown that the major mineral scales formed in recirculating cooling systems using WWTP effluent as make-up water are calcium carbonate and, to a lesser extent, calcium phosphate [5]. To avoid scale formation, hardness in the make-up water should be lower than  $1.25 \text{ mmol L}^{-1}$  [11]. Therefore, when using WWTP effluent as cooling water make-up water, additional treatment, such as filtration, chemical precipitation, ion exchange, or reverse osmosis, may be necessary [12].

Ceramic micro-filtration (CMF) is a potential treatment alternative for water reclamation [13]. Ceramic membranes, compared with the most commonly used polymeric membranes, are robust, have high mechanical strength [14], high chemical and thermal resistance [15], high membrane porosity, membrane permeability, and a homogeneous distribution of narrow pores [16]. Ceramic membranes can also be used at a higher flux than polymeric micro-filtration membranes and, therefore, reduce the membrane surface area needed for the same quantity of wastewater [17]. Ceramic membranes are also expected to withstand damage by high pressure, high temperatures or chemicals, enabling processes such as vigorous chemical cleaning of the membrane [18]. Other benefits are the membrane's long life and the membrane material's recyclability [14,19]. The disadvantage of ceramic membranes is their relatively high costs compared with polymeric membranes but they could be compensated by the advantages mentioned earlier [20].

MFs are low pressure-driven separation processes that are less energy intensive than traditional treatment methods [19]. They can be used to remove microorganisms and suspended or colloidal particles. However, they do not remove dissolved substances [21]. Nevertheless, previous studies have shown that softening can be promoted by the precipitation of calcium ions ( $\text{Ca}^{2+}$ ) in a membrane system [22,23]. Calcium carbonate particles are formed by dosing a base, and these inorganic particles can be removed from the water by membrane filtration. The findings showed that in a system containing  $\text{Ca}^{2+}$  and bicarbonate better softening was achieved in the absence of phosphate ( $\text{PO}_4^{3-}$ ) due to the inhibitive effect of  $\text{PO}_4^{3-}$  on calcium carbonate crystal growth. On the other hand, it is known that calcium promotes the complexation of organic matter, thereby influencing the rate of flux decline in membranes [24].

Therefore, in this work, attention was given to developing a novel application of CMF treatment, focusing on the removal of hardness in model WWTP effluent containing fouling agents, such as  $\text{Ca}^{2+}$ ,  $\text{Mg}^{2+}$ ,  $\text{HCO}_3^-$ , and organic matter typically present in WWTP effluent. The effectiveness of calcium hydroxide ( $\text{Ca}(\text{OH})_2$ ) as a softening agent was studied during softening with CMF membranes in the presence of  $\text{PO}_4^{3-}$ . In addition, the effect of organic compounds on the softening process was analyzed using model water with sodium alginate (SA).

## 2. Materials and Methods

### 2.1. Experimental Setup

To study the precipitation of calcium carbonate followed by CMF, in the presence of potentially interfering inorganic and organic substances, two configurations were used:

1. Jar tests to rapidly evaluate the effectiveness of the softening agent in the presence of  $\text{PO}_4^{3-}$  and SA. Solutions containing  $\text{Ca}^{2+}$ ,  $\text{HCO}_3^-$ ,  $\text{PO}_4^{3-}$ , and SA were prepared in demineralized water.
2. Membrane tests to study the performance of the membrane when filtering precipitated calcium carbonate in combination with  $\text{PO}_4^{3-}$  and SA, all prepared with demineralized water.

$\text{Ca}(\text{OH})_2$  in suspension, a common base employed in the softening process [25], was used in this work.

The concentrations of  $\text{Ca}^{2+}$  ( $1.5\text{--}3\text{ mmol L}^{-1}$ ) and  $\text{PO}_4^{3-}$  ( $0.1\text{ mmol L}^{-1}$ ) used during the experiments represent the values found in WWTP effluent [26–28]. The concentration of SA that was previously used to simulate the concentration of organic substances in non-treated domestic wastewater is approximately  $0.8\text{ g L}^{-1}$  [27,29,30]. However, to avoid too rapid clogging, only half of the concentration ( $0.4\text{ g L}^{-1}$ ) was used during the experiments.

A chemical cleaning with citric acid (1.5%) and chlorine (0.1%) was performed after the first set of membrane experiments and then after each membrane experiment (according to protocols presented in the sections below), and all experiments were executed in duplicate.

## 2.2. Jar Tests

Precipitation tests were performed in jars to study the differences between the conditions, with and without  $\text{PO}_4^{3-}$  and SA. Table 1 presents the tested conditions. For each condition, samples were collected and filtered over a  $0.45\text{ }\mu\text{m}$  pore filter (Whatman, Germany) in order to determine the remaining  $\text{Ca}^{2+}$  concentration using ion chromatography (IC, ProfIC 15–AnCat ion chromatograph Metrohm 881 anion). An A Supp 150/4.0 anion column was used with  $3.2\text{ mmol L}^{-1}\text{ Na}_2\text{CO}_3$  and  $1\text{ mmol L}^{-1}\text{ NaHCO}_3$  eluent. To calibrate the IC, 6 standard solutions of  $\text{Ca}^{2+}$  ( $0.0025, 0.025, 0.25, 1.25, 2.5,$  and  $3.75\text{ mmol L}^{-1}$ ) were used.

**Table 1.** Jar tests softening conditions.

Experiments	$\text{Ca}^{2+}$ ( $\text{mmol L}^{-1}$ )	$\text{HCO}_3^-$ ( $\text{mmol L}^{-1}$ )	$\text{Ca(OH)}_2$ ( $\text{mmol L}^{-1}$ )	$\text{PO}_4^{3-}$ ( $\text{mmol L}^{-1}$ )	Sodium Alginate ( $\text{g L}^{-1}$ )
A1	3	6	1.5	0	0
A2	3	6	2.5	0	0
A3	3	6	0	0	0.4
A4	3	6	0	0.1	0.4
A5	3	6	1.5	0.1	0
A6	3	6	2.5	0.1	0
A7	3	6	1.5	0	0.4
A8	3	6	2.5	0	0.4
A9	3	6	1.5	0.1	0.4
A10	3	6	2.5	0.1	0.4

Due to the inhibitive nature of  $\text{PO}_4^{3-}$ , its effect was further analyzed considering different dosings of  $\text{Ca(OH)}_2$  ( $1.5$  and  $2.5\text{ mmol L}^{-1}$ ).

## 2.3. Membrane Tests

### 2.3.1. Effect of Softening Agent on Fouling

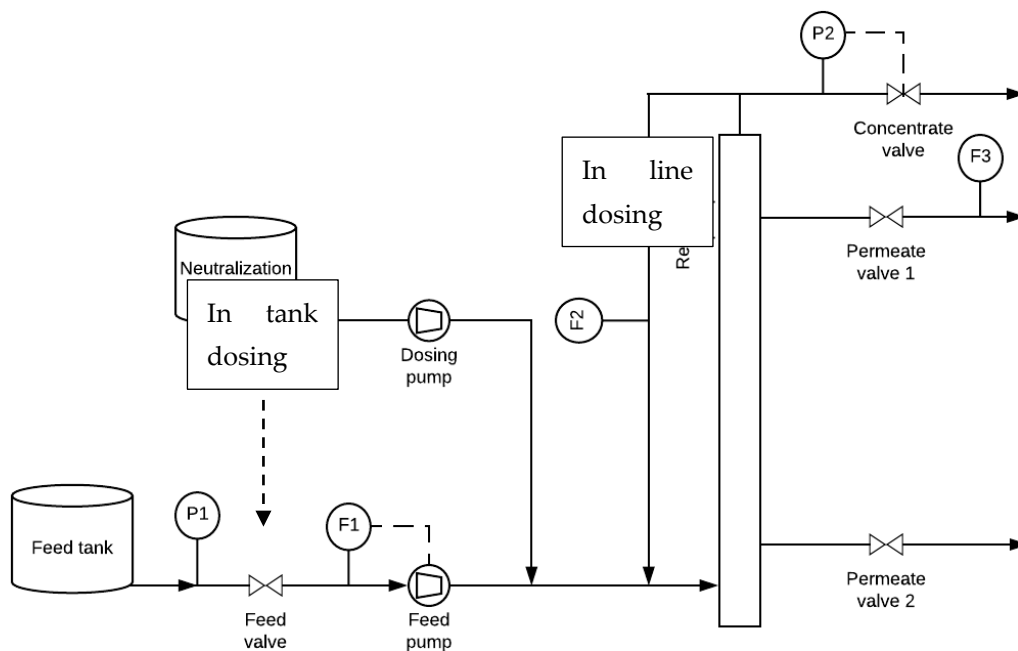
The setup depicted in Figure 1 was used for in-line base and in-tank dosings from a neutralization tank to the membrane system.

The first two experiments consisted of:

B1 Filtration of the solution containing only a mixture of  $3\text{ mmol L}^{-1}$  of  $\text{Ca}^{2+}$  and  $6\text{ mmol L}^{-1}$  of  $\text{HCO}_3^-$  to draw the base line and confirm that there is no retention of  $\text{Ca}^{2+}$  on the membrane.

B2 Filtration of the solution containing a mixture of  $3\text{ mmol L}^{-1}$  of  $\text{Ca}^{2+}$  and  $6\text{ mmol L}^{-1}$  of  $\text{HCO}_3^-$  with a constant dosage of  $\text{Ca(OH)}_2$  ( $2.5\text{ mmol L}^{-1}$ ) to remove the hardness.

The feed flow was  $25\text{--}30\text{ L h}^{-1}$  at a constant (transmembrane) pressure of 2 bar and the dosing pump constantly added  $3\text{ L h}^{-1}$  of  $\text{Ca(OH)}_2$  with a concentration of  $22.73\text{ mmol L}^{-1}$   $\text{Ca(OH)}_2$ , which resulted in a concentration of  $2.5\text{ mmol L}^{-1}$   $\text{Ca(OH)}_2$  in the feed flow. The recovery fluctuated approximately 75–80%. The specification of the used membranes is presented in Table 2.



**Figure 1.** Schematic representation of the ceramic micro-filtration (CMF) setup. F1—feed flow meter (0–300 L h<sup>-1</sup> ± 1 L h<sup>-1</sup>). F2—recycle flow meter (0–1000 L h<sup>-1</sup>). F3—permeate flow meter (0–30 L h<sup>-1</sup>). P1: pressure meter (0–20 ± 0.1 bar). P2—pressure meter (0–20 ± 0.1 bar).

**Table 2.** Ceramic micro-filtration (CMF) membrane specification (Inopor GmbH).

Material	Al <sub>2</sub> O <sub>3</sub>
Surface area	0.11 m <sup>2</sup>
Diameter of membrane	25.4 mm
Diameter of tubes	7 mm
Number of tubes	4
Length	1200 mm
Direction of flow	Crossflow
Nominal permeability at 1 bar	25 L m <sup>-2</sup> h <sup>-1</sup>
Pore size	0.1 µm

For each experiment, samples of the feed water, permeate, and concentrate flow were taken in duplicate at three points during the tests, after 15 min, 1 h, and at the end of the experiment, respectively. The samples were analyzed for the concentration of Ca<sup>2+</sup> using IC.

No flux decline was observed during the two experiments.

After the first set of experiments, the configuration was changed from in-line dosing to in-tank precipitation, where the base was added in the influent tank for the rest of the experiments.

### 2.3.2. Individual Effect of Sodium Alginate, Calcium, and Softening on Membrane Fouling

The following set of experiments consisted of evaluating the fouling of CMF in the presence of SA, Ca<sup>2+</sup>, and HCO<sub>3</sub><sup>-</sup> with and without the addition of Ca(OH)<sub>2</sub>, using membranes in the same condition leading to a similar initial flux.

The tested conditions are presented in Table 3.

**Table 3.** Effect of sodium alginate, calcium, and softening on fouling.

Experiments	Ca <sup>2+</sup> (mmol L <sup>-1</sup> )	HCO <sub>3</sub> <sup>-</sup> (mmol L <sup>-1</sup> )	Ca(OH) <sub>2</sub> (mmol L <sup>-1</sup> )	PO <sub>4</sub> <sup>3-</sup> (mmol L <sup>-1</sup> )	Sodium Alginate (g L <sup>-1</sup> )
C1	3	6	0	0	0.4
C2	3	6	1.5	0	0.4

For the experiments, the cleaning followed the same procedure as described in the previous section, except for substituting the citric acid with a solution of sodium hypochlorite 0.1% to remove the organic fouling better [27].

### 2.3.3. Combined Effect of Sodium Alginate, Phosphate, and Softening on Fouling

The last set of experiments consisted of evaluating the fouling of CMF in the presence of Ca<sup>2+</sup>, HCO<sub>3</sub><sup>-</sup>, PO<sub>4</sub><sup>3-</sup> and SA, with the addition of Ca(OH)<sub>2</sub>, compared with a solution consisting of SA only, using membranes in the same condition leading to a similar initial flux.

The tested conditions are presented in Table 4.

**Table 4.** Effect of organic compounds on softening.

Experiments	Ca <sup>2+</sup> (mmol L <sup>-1</sup> )	HCO <sub>3</sub> <sup>-</sup> (mmol L <sup>-1</sup> )	Ca(OH) <sub>2</sub> (mmol L <sup>-1</sup> )	PO <sub>4</sub> <sup>3-</sup> (mmol L <sup>-1</sup> )	Sodium Alginate (g L <sup>-1</sup> )
D1	0	0	0	0	0.4
D2	3	6	1.5	0.1	0.4

For the experiments, the cleaning followed the same procedure as described in the previous section.

### 2.3.4. Flux Recovery

During the membrane experiments in the presence of organic fouling (SA), the initial flux varied, indicating that some irreversible fouling occurred during filtration and/or the cleaning protocol did not function efficiently. The membrane flux recovery is the ratio of pure water flux after a filtration and cleaning process,  $J_{pwfn}$ , to the pure water flux of the first filtration,  $J_{pwf1}$ , after either hydraulic or chemical washing.

The flux recovery is calculated using Equation (1) below:

$$R = \frac{J_{pwfn}}{J_{pwf1}} \quad (1)$$

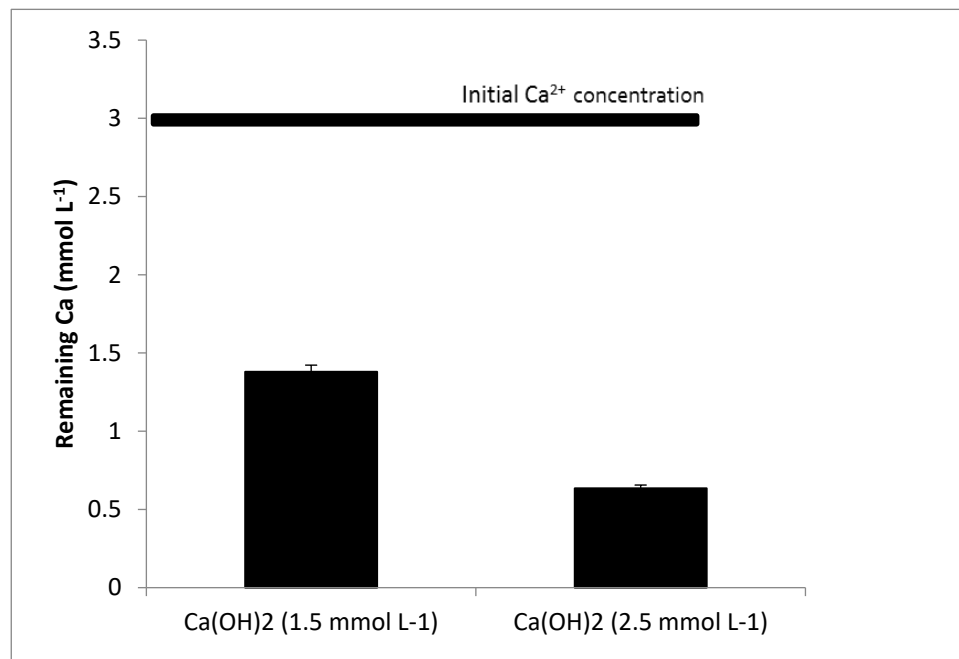
## 3. Results

### 3.1. Jar Tests of Softening Process and Influence of PO<sub>4</sub><sup>3-</sup> and Organic Compounds

#### 3.1.1. Effect of Ca(OH)<sub>2</sub> as Softening Agent

Figure 2 shows the results of the remaining Ca<sup>2+</sup> after the precipitation with Ca(OH)<sub>2</sub>. When the concentration of Ca(OH)<sub>2</sub> was low (1.5 mmol L<sup>-1</sup>), the removal was relatively high as, with the addition of 1.5 mmol L<sup>-1</sup>, it was expected that the concentration of Ca<sup>2+</sup> would be reduced to half (from 3 to 1.5 mmol L<sup>-1</sup>). The fact that Ca(OH)<sub>2</sub> is partially soluble ( $K_{ps} = 5.5 \times 10^{-6}$ ) [31] and was added to the water as a suspension enhanced the nucleation and stimulated the crystallization process. The original solution was most likely already somewhat supersaturated with CaCO<sub>3</sub> [32]. When the concentration of Ca(OH)<sub>2</sub> was increased to 2.5 mmol L<sup>-1</sup>, the removal increased, but not linearly. Two explanations can be given: (1) At low supersaturation, the nucleation mechanism is heterogeneous, whereas, at higher supersaturation, homogeneous nucleation prevails [33]. The homogeneous nucleation results in an increasing number of formed nuclei. These nuclei have a relatively lower chance of growing to large crystals compared with the growth of a lower number of formed nuclei during heterogeneous crystallization [34]. Therefore,

precipitation is hampered by an excessive increase in  $\text{Ca}(\text{OH})_2$  concentration. (2) A  $\text{CaCO}_3$  film is developed on the  $\text{Ca}(\text{OH})_2$  particles and will eventually be partially or entirely enclosed. This film can inhibit  $\text{Ca}(\text{OH})_2$  from dissolving any further by a layer of  $\text{CaCO}_3$  formed on the surface of a particle in water, called the dissolve-precipitate mechanism [35].



**Figure 2.** Calcium removal with calcium hydroxide.

### 3.1.2. Effect of Phosphate and Sodium Alginate on Softening

Both  $\text{PO}_4^{3-}$  and SA inhibited the precipitation of  $\text{CaCO}_3$  Figure 3. Inhibition by SA was observed only when the concentration of  $\text{Ca}(\text{OH})_2$  was increased to  $2.5 \text{ mmol L}^{-1}$  Figure 3. With a lower dosage of  $\text{Ca}(\text{OH})_2$  ( $1.5 \text{ mmol L}^{-1}$ ) the inhibition was dominated by the presence of  $\text{PO}_4^{3-}$  rather than by SA, when considered separately. This was also found earlier, when the growth of  $\text{CaCO}_3$  took place in the presence of  $\text{PO}_4^{3-}$  and interfered with the  $\text{CaCO}_3$  crystal growth process because of interactions with the lattice ions of  $\text{CaCO}_3$  at the respective active crystal growth sites [36].

Two processes have been accepted to explain the mechanisms of potential inhibition by organic molecules. First is the formation of chelate complexes of dissolved  $\text{Ca}^{2+}$  ions with organic molecules, which reduces the effective supersaturation of  $\text{CaCO}_3$ , thereby decreasing the rate of nucleation and crystal growth, depending on the saturation state [37]. Second is the adsorption of organic compounds on the specific surface of the  $\text{CaCO}_3$  crystals. The active growth sites on the  $\text{CaCO}_3$  surface may be blocked by the adsorption reactions, thus preventing the further growth of the crystals of  $\text{CaCO}_3$  [38,39]. The negative charge of SA, due to deprotonated carboxylic functional groups, may then induce repulsive inter- and intramolecular electrostatic forces, decreasing the chances of  $\text{CaCO}_3$  precipitation [24].

When phosphate and SA were considered simultaneously, the precipitation of  $\text{Ca}^{2+}$  was less influenced compared with the condition where  $\text{PO}_4^{3-}$  was considered separately, especially when the concentration of  $\text{Ca}(\text{OH})_2$  was  $1.5 \text{ mmol L}^{-1}$ . The chelate complexes formed after adding SA may thus have masked  $\text{Ca}^{2+}$  and inactivated the interaction between  $\text{Ca}^{2+}$  and  $\text{PO}_4^{3-}$  [37].



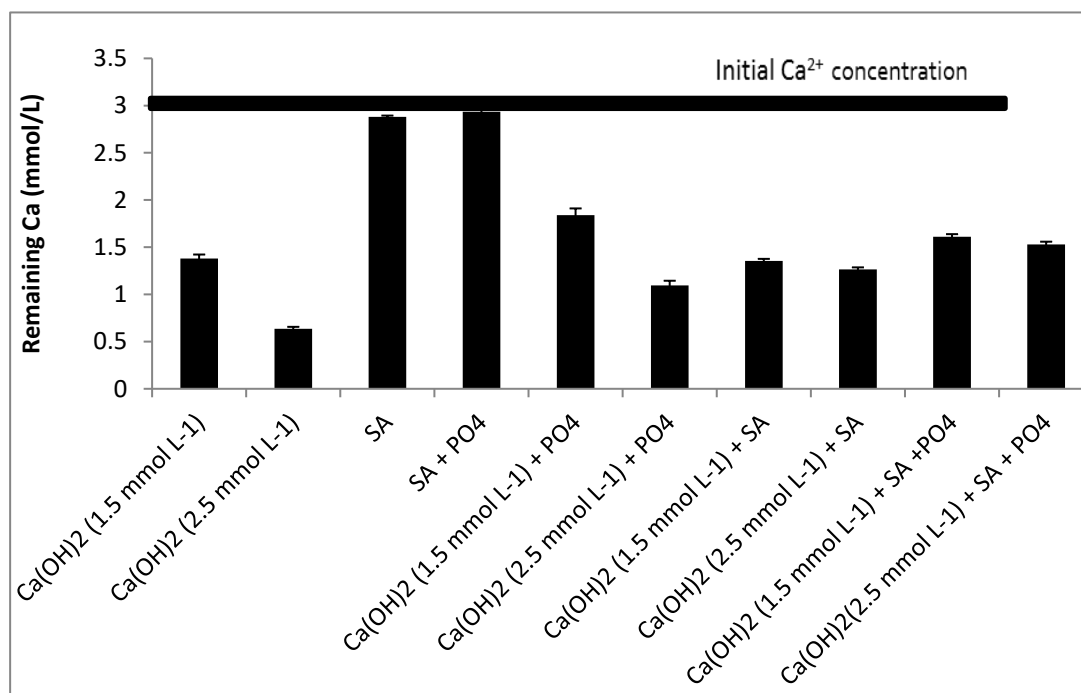


Figure 3. Effect of phosphate and sodium alginate in softening with calcium hydroxide.

### 3.1.3. Extent of Inhibition Effect of Phosphate

From Figure 4, it can be observed that an increment in the concentration of PO<sub>4</sub><sup>3-</sup> from 0.05 to 0.15 mmol L<sup>-1</sup> led to a small increase in the inhibition of CaCO<sub>3</sub> precipitation, but it was slightly reduced when 0.2 mmol L<sup>-1</sup> of PO<sub>4</sub><sup>3-</sup> was added. Further, when the concentration of Ca(OH)<sub>2</sub> was increased from 1.5 to 2.5 mmol L<sup>-1</sup>, the effect of PO<sub>4</sub><sup>3-</sup> was similar. Gebauer et al. [40] studied the role of additives in CaCO<sub>3</sub> precipitation. They also found that the addition of 10 mg/L sodium triphosphate (approximately 0.1 mmol L<sup>-1</sup>) solution performed only slightly weaker than the addition of 100 mg/L sodium triphosphate (1 mmol L<sup>-1</sup>). Therefore, this suggests that the mechanism of colloidal stability of the intermediate cluster structures is the most relevant in suppressing nucleation in this system and not the stoichiometric binding events (as expected by an ion-binding-like mechanism).

## 3.2. Ceramic Membrane Tests Results

### 3.2.1. Effect of Softening on Fouling

During the CMF tests without adding a base, the IC results (Table 5) showed a constant Ca<sup>2+</sup> feed concentration of 1.6 mmol L<sup>-1</sup>. The first two samples of the retentate were not taken because too little was produced. The retentate showed values of approximately 0.1 mmol L<sup>-1</sup> lower than the feed. Since the base was not added in this experiment, no difference in concentration was expected from the collected samples, as the pores of the CMF are too large to retain dissolved salts (i.e., Ca(HCO<sub>3</sub>)<sub>2</sub>) without previous precipitation [41], which was confirmed by the obtained results.

Table 5. Calcium concentrations in the feed, permeate, and concentrate samples.

Time (hours)	Ca <sup>2+</sup> Feed (mmol L <sup>-1</sup> )			Ca <sup>2+</sup> Permeate (mmol L <sup>-1</sup> )			Ca <sup>2+</sup> Retentate (mmol L <sup>-1</sup> )		
	Baseline	Added Ca(OH) <sub>2</sub> (2.5 mmol L <sup>-1</sup> )		0.25	1	6	0.25	1	6
Baseline	1.62			1.54	1.65	1.61	-	1.49	1.47
Added Ca(OH) <sub>2</sub> (2.5 mmol L <sup>-1</sup> )	1.92			0.48	0.51	0.07	0.44	0.53	0.13



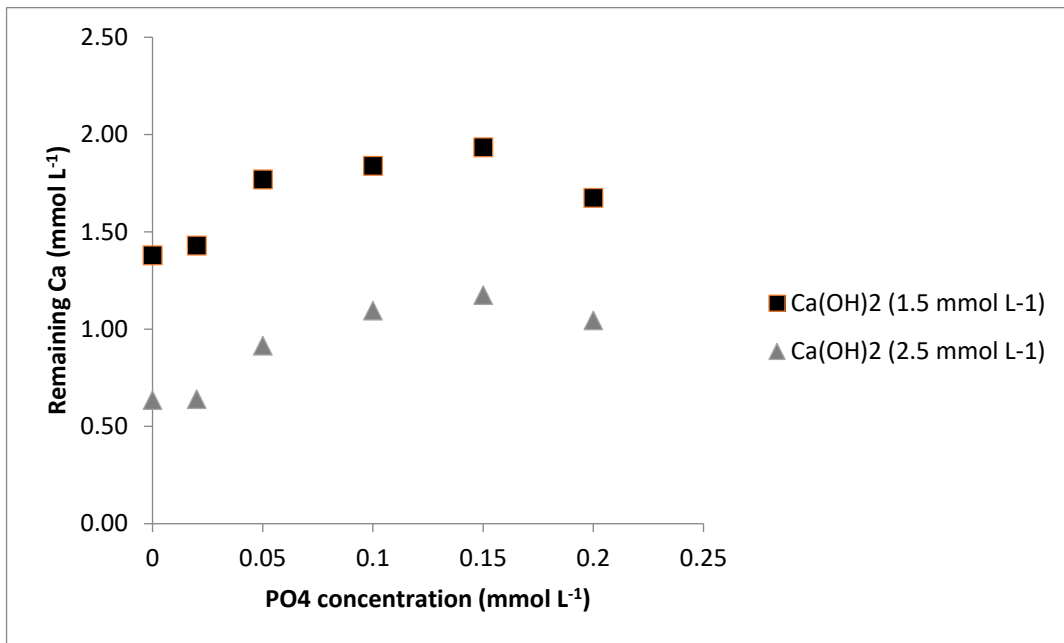


Figure 4. Inhibition effect of PO<sub>4</sub><sup>3-</sup> on precipitation of CaCO<sub>3</sub>.

In the experiment with the addition of Ca(OH)<sub>2</sub>, the Ca<sup>2+</sup> concentration in the feed flow was approximately 1.9 mmol L<sup>-1</sup> (Table 5). The chemical dosing in this experiment was 2.5 mmol L<sup>-1</sup> of Ca(OH)<sub>2</sub>, directly dosed into the feed flow. The Ca<sup>2+</sup> concentration in the retentate decreased to a value of 0.5 mmol L<sup>-1</sup> and, near the end of the experiment, even reached a concentration of less than 0.1 mmol L<sup>-1</sup>, having precipitated 1.4 to 1.8 mmol L<sup>-1</sup>. Since the base was stoichiometrically overdosed, it was expected that almost all Ca<sup>2+</sup> would be removed by precipitation. These results were in accordance with the results of the jar tests, where we found that when increasing the concentration of Ca(OH)<sub>2</sub> to 2.5 mmol L<sup>-1</sup>, substantial removal of Ca<sup>2+</sup> was observed. The results were also in accordance with the results of Zeppenfeld [42] and Heinsbroek [22], who found that by increasing the carbonate concentration, promoted by the addition of the base, thereby increasing supersaturation, the rate constant increased linearly and consequently increased the Ca<sup>2+</sup> removal.

During the experiment, the flux built up rapidly in the first few minutes of the test. Still, it stayed near a constant value (of 190 L m<sup>-2</sup> h<sup>-1</sup>) for the rest of the experiment, which is represented by the example in Figure 5, indicating that scaling of the membrane did not occur during the experiment [22].

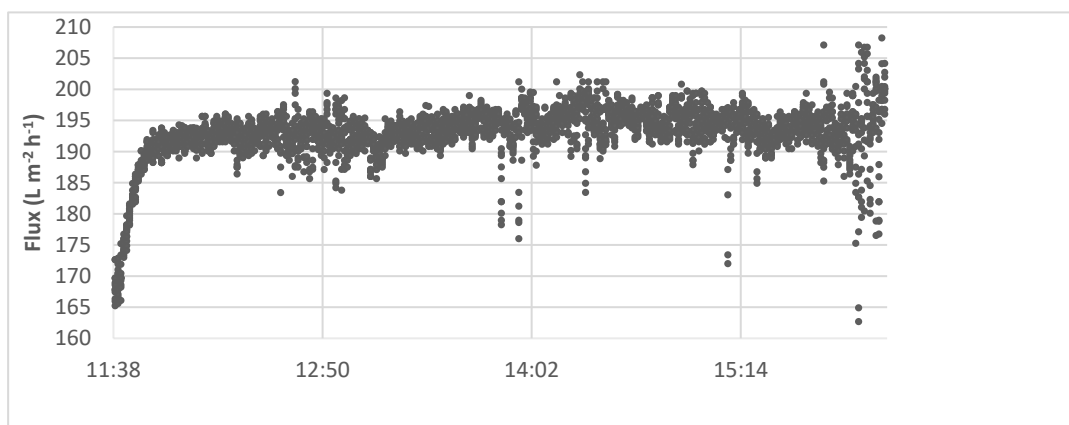
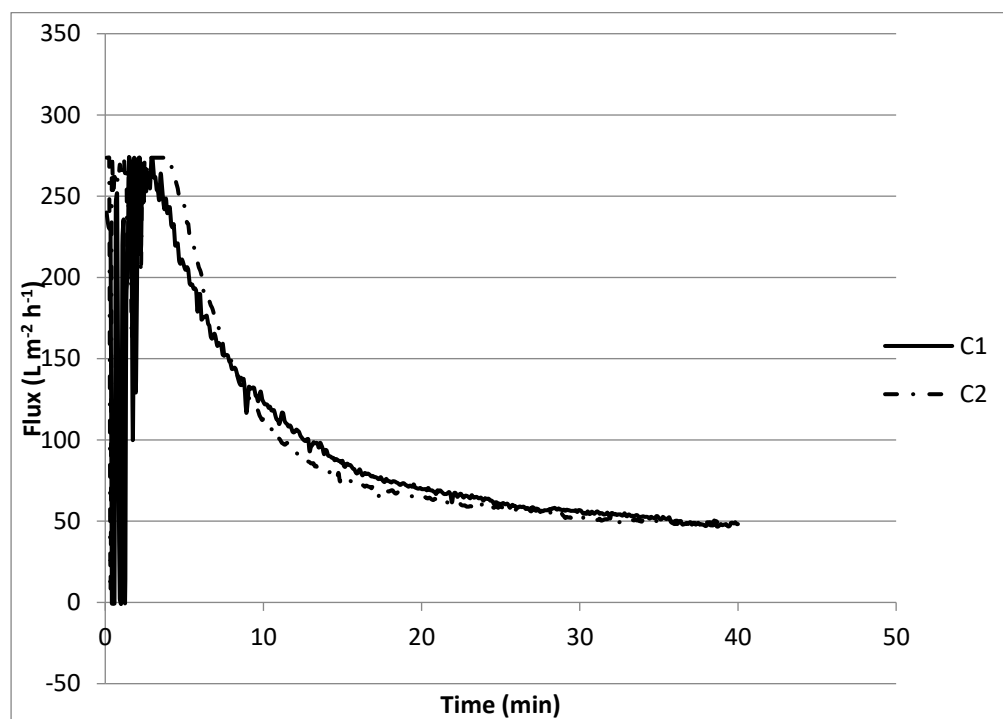


Figure 5. Membrane performance of the softening with calcium hydroxide.

### 3.2.2. Individual Effect of Sodium Alginate, Calcium, and Softening Agent on Fouling

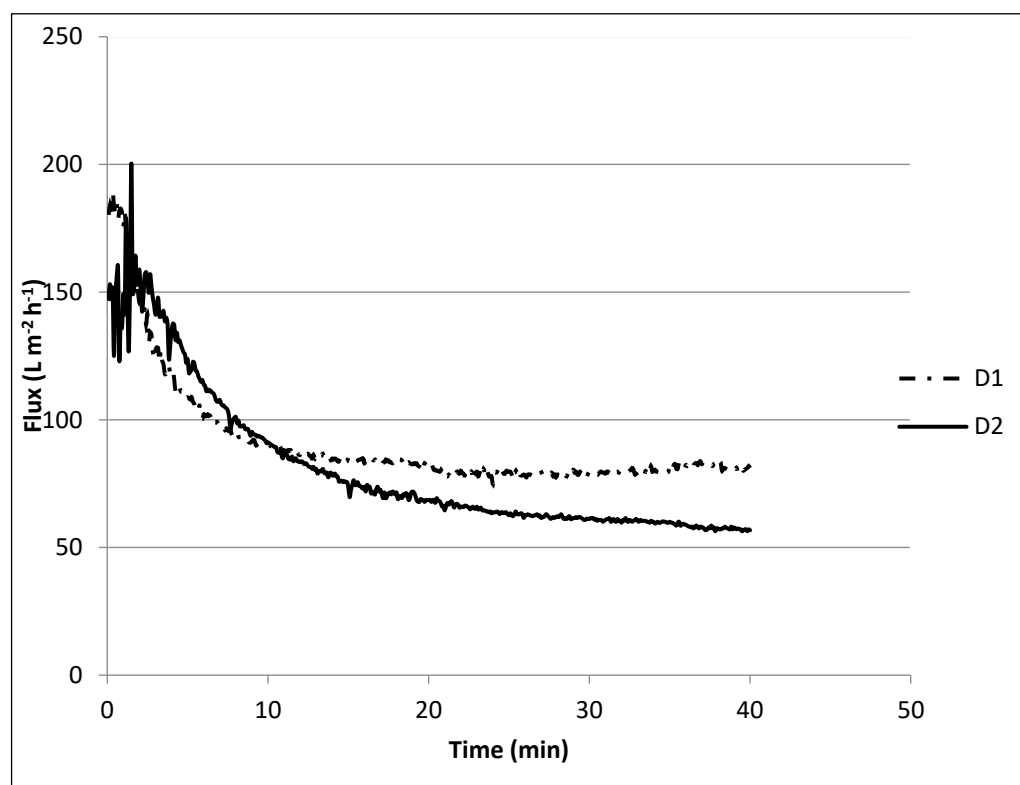
When filtering a solution with  $\text{Ca}^{2+}$ , bicarbonate, and  $0.4 \text{ g L}^{-1}$  of SA, the initial retentate flux was  $270 \text{ L m}^{-2} \text{ h}^{-1}$ , pronouncedly decreased, and reached a flux of approximately  $50 \text{ L m}^{-2} \text{ h}^{-1}$  in more than 30 min (experiment C1) (Figure 6). The accentuated decrease in the retentate flux can be explained by the complexation of  $\text{Ca}^{2+}$  with alginate, forming a compacted gel layer on the membrane surface. Compression of the electric double layers of the alginate on the membrane results in a lower electrostatic repulsion and a denser fouling layer with a higher absolute resistance [43,44]. Not much difference (the flux also reached  $50 \text{ L m}^{-2} \text{ h}^{-1}$  in more than 30 min) was observed when  $1.5 \text{ mmol L}^{-1} \text{ Ca(OH)}_2$  was added to the previous mixture (experiment C2). From the jar tests, it was observed that, approximately 50% of  $\text{Ca}^{2+}$  was removed in the presence of SA, and apparently, this removal did not influence the performance of the membrane, e.g., through scaling.



**Figure 6.** Membrane performance for the effect of sodium alginate, calcium, and softening agent on fouling.

### 3.2.3. Combined Effect of Sodium Alginate, Calcium, Phosphate, and Softening Agent on Fouling

During experiment D1, where a solution containing only  $0.4 \text{ g L}^{-1}$  SA was filtered, it took approximately 10 min to lower the retentate flux from  $150 \text{ L m}^{-2} \text{ h}^{-1}$  to approximately  $80 \text{ L m}^{-2} \text{ h}^{-1}$ ,  $2/3$  (Figure 7) and then stayed more or less constant. In all experiments, a steep decline in permeability at the beginning of filtration was observed and was most likely caused by the loading effect [45] being a direct interaction between the membrane surface and the alginate molecules that could then create a firm fouling layer. This interaction is mostly dominated by the adsorption of foulant to the membrane surface, which leads to pore constriction [24].



**Figure 7.** Membrane performance for the combined effect of sodium alginate, calcium, phosphate, and softening agent on fouling.

Similar behavior was observed when dosing  $\text{Ca}(\text{OH})_2$  in the presence of SA,  $\text{Ca}^{2+}$ ,  $\text{HCO}_3^-$ , and  $\text{PO}_4^{3-}$  (D2), although the final flux further decreased to approximately  $60 \text{ L m}^{-2} \text{ h}^{-1}$ . This could be explained by the complexation of  $\text{Ca}^{2+}$  with alginate forming a compacted gel layer on the membrane surface and some scaling of  $\text{CaCO}_3$  on the surface or in the pores [46]. Although flux decline was low compared with the first experiment, it is likely that the  $\text{Ca}^{2+}$  removal was negatively affected, as was observed during the jar tests.

#### 3.2.4. Flux Recovery Results

From Figures 6 and 7 it can be observed that the initial flux declined from  $270$  to  $200 \text{ L m}^{-2} \text{ h}^{-1}$ , a flux recovery of 74%. These results are in accordance with the first set of experiments (Figure 5) with recoveries between 75 and 80%. Katsoufidou et al. [47] also analyzed a fouling of membranes with SA and found that the fouling was due to two mechanisms; (1) a rapid irreversible fouling due to internal pore constriction, followed by (2) cake development on the membrane surface, which becomes the dominant fouling mechanism when calcium concentration increases. This may explain why we observed a low flux recovery in the last experiments.

## 4. Conclusions

A novel method of treatment of the model WWTP effluent with ceramic micro-filtration (CMF) for use in cooling systems was developed with a focus on scale formation by removing hardness in the presence of other fouling agents, such as organic matter. The effectiveness of  $\text{Ca}(\text{OH})_2$  as a softening agent was studied using jar tests, and the effect of organic compounds on the softening process was analyzed using model water with SA. During the CMF tests, the effect on fouling (through flux decline) was studied.

It was found that  $\text{PO}_4^{3-}$  inhibited the precipitation of  $\text{CaCO}_3$  when using  $\text{Ca}(\text{OH})_2$  as a softening agent. In conditions where  $\text{PO}_4^{3-}$  was present, the concentration of  $\text{Ca}(\text{OH})_2$  needed to be increased to compensate for the precipitation of  $\text{PO}_4^{3-}$  and the inhibition of the calcite crystallization process. Organic compounds also affected the removal of  $\text{Ca}^{2+}$

on the softening process, although in the presence of  $\text{PO}_4^{3-}$ , the alginate inhibition of the crystallization process was reduced.

Finally, it was concluded that the fouling of the membranes due to sodium alginate in water was only slightly negatively affected by  $\text{PO}_4^{3-}$  and when combined with softening.

**Author Contributions:** Conceptualization, N.J.G., L.C.R., A.M.A. and S.G.J.H.; investigation, N.J.G. and D.D.; writing—original draft preparation, N.J.G. and L.C.R.; writing—review and editing, A.M.A., S.G.J.H. and L.C.R.; funding acquisition, L.C.R. All authors have read and agreed to the published version of the manuscript.

**Funding:** This research was funded by NWO-WOTRO, grant number W 07.69.109.

**Acknowledgments:** The research presented in this manuscript was supported by an NWO-WOTRO grant (Project number W 07.69.109) as part of the Urbanizing Deltas of the World program. The authors acknowledge the PhD scholarship awarded to Noor Jehan Gulamussen by Nuffic. Furthermore, the authors would like to thank Ivan Machava, Sarah Almahfoodh, and the staff of the water laboratory for their contribution to this research.

**Conflicts of Interest:** The authors declare no conflict of interest.

## References

1. Gulamussen, N.J.; Arsénio, A.M.; Matsinhe, N.P.; Rietveld, L.C. Water reclamation for industrial use in sub-Saharan Africa—A critical review. *Drink. Water Eng. Sci.* **2019**, *12*, 45–58. [CrossRef]
2. UNEP. *Economic Valuation of Wastewater: The Cost of Action and the Cost of No Action*; United Nations: New York, NY, USA, 2015; ISBN 9789280734744.
3. Ehrhardt, R.F.; Tucker, R.C.; Fabian, T.R. *Analysis of Alternative Sources of Cooling Water*; Final Report; No. EPRI-EA-4732; Dames and Moore: Bethesda, MD, USA, 1986.
4. Difilippo, M.N. *Use of Alternate Water Sources for Power Plant Cooling*; Palo Alto: Santa Clara, CA, USA, 2008; Volume 1014935.
5. Li, H.; Hsieh, M.K.; Chien, S.H.; Monnell, J.D.; Dzombak, D.A.; Vidic, R.D. Control of mineral scale deposition in cooling systems using secondary-treated municipal wastewater. *Water Res.* **2011**, *45*, 748–760. [CrossRef]
6. EUROSTAT: Water Use in Industry. 2014. Available online: [https://ec.europa.eu/eurostat/statistics-explained/index.php?title=Archive:Water\\_use\\_in\\_industry](https://ec.europa.eu/eurostat/statistics-explained/index.php?title=Archive:Water_use_in_industry) (accessed on 3 June 2016).
7. Veil, J.A. *Use of Reclaimed Water for Power Plant Cooling*; No. ANL/EVS/R-07/3; Argonne National Lab. (ANL): Argonne, IL, USA, 2007.
8. Lens, P.; Pol, L.H.; Wilderer, P.; Asano, T. *Water Recycling and Resource Recovery in Industry: Analysis, Technologies and Implementation*; IWA Publishing: London, UK, 2002; ISBN 1843390051.
9. San Jose Environmental Service Department. *Guidelines for Managing Water in Cooling Systems for Owners, Operators, and Environmental Managers*; San Jose Environmental Service Department: San Jose, CA, USA, 2002. Available online: <https://www.sanjoseca.gov/home/showdocument?id=37061> (accessed on 3 June 2016).
10. Joint Research Council. *Integrated Pollution Prevention and Control (IPPC) Reference Document on the application of Best Available Techniques to Industrial Cooling Systems*; Joint Research Council: Brussels, Belgium, 2001.
11. Mech Co., Ltd. Water Quality Standard for Cooling Water, Cold Water, Hot Water, Makeup Water (JRA GL02-1994). 1994. Available online: <http://www.mech.co.jp/web-en/01/02/img/kijun02.pdf> (accessed on 19 June 2019).
12. Asano, T. *Wastewater Reclamation and Reuse*; CRC Press: Boca Raton, FL, USA, 1998; ISBN 1566766206.
13. Kramer, F.C.; Shang, R.; Heijman, S.G.J.; Scherrenberg, S.M.; Van Lier, J.B.; Rietveld, L.C. Direct water reclamation from sewage using ceramic tight ultra- and nanofiltration. *Sep. Purif. Technol.* **2015**, *147*, 329–336. [CrossRef]
14. Manohar. Development & Characterization of Ceramic Membranes. *Int. J. Mod. Eng. Res.* **2012**, *2*, 1492–1506.
15. Hu, Z.; Yang, Y.; Chang, Q.; Liu, F.; Wang, Y.; Rao, J. Preparation of a high-performance porous ceramic membrane by a two-step coating method and one-step sintering. *Appl. Sci.* **2018**, *9*, 52. [CrossRef]
16. Ahmad, R.; Kim, J.K.; Kim, J.H. Nanostructured Ceramic Photocatalytic Membrane Modified with a Polymer Template for Textile Wastewater Treatment. *Appl. Sci.* **2017**, *7*, 12. [CrossRef]
17. Mouratib, R.; Achiou, B.; El Krati, M.; Younssi, S.A.; Tahiri, S. Low-cost ceramic membrane made from alumina- and silica-rich water treatment sludge and its application to wastewater filtration. *J. Eur. Ceram. Soc.* **2020**, *40*, 5942–5950. [CrossRef]
18. Perez-Galvez, R.; Guadix, E.M.; Berge, J.; Guadix, A. Archimer. *J. Membr. Sci.* **2011**, *384*, 142–148. [CrossRef]
19. Lee, M.; Wu, Z.; Li, K. *Advances in Ceramic Membranes for Water Treatment*; Woodhead Publishing: Sawston, UK, 2015; ISBN 9781782421269.
20. Aryanti, P.T.P.; Subroto, E.; Mangindaan, D.; Widiyasa, I.N.; Wenten, I.G. Semi-industrial high-temperature ceramic membrane clarification during starch hydrolysis. *J. Food Eng.* **2020**, *274*, 109844. [CrossRef]
21. Ha, C. Ozonation and/or Coagulation-Ceramic Membrane Hybrid for Filtration of Impaired-Quality Source Waters. Ph.D. Thesis, King Abdullah University of Science and Technology, Thuwal, Saudi Arabia, 2013.

22. Heinsbroek, A.R. Calcium Hydroxide as Precipitative Antiscalant for Nanofiltration. Master's Thesis, Delft University of Technology, Delft, The Netherlands, 2016.
23. Pokrovsky, O.S. Precipitation of calcium and magnesium carbonates from homogeneous supersaturated solutions. *J. Cryst. Growth* **1998**, *186*, 233–239. [[CrossRef](#)]
24. Katsoufidou, K.; Yiantsios, S.G.; Karabelas, A.J. Experimental study of ultrafiltration membrane fouling by sodium alginate and flux recovery by backwashing. *J. Memb. Sci.* **2007**, *300*, 137–146. [[CrossRef](#)]
25. Ratnayaka, D.D.; Brandt, M.J.; Johnson, M. (Eds.) Specialised and advanced water treatment processes. In *Water Supply*; Elsevier Ltd.: Amsterdam, The Netherlands, 2009; pp. 370–428. ISBN 9780080940847.
26. Dudziak, M.; Kudlek, E. Removal of hardness in wastewater effluent using membrane filtration. *Archit. Civ. Eng. Environ.* **2019**, *2*, 141–147. [[CrossRef](#)]
27. Kramer, F. Ceramic Nanofiltration for Direct Filtration of Municipal Sewage. Ph.D. Thesis, Delft University of Technology, Delft, The Netherlands, 2019.
28. Lei, Y.; Hidayat, I.; Saakes, M.; van der Weijden, R.; Buisman, C.J. Fate of calcium, magnesium and inorganic carbon in electrochemical phosphorus recovery from domestic wastewater. *Chem. Eng. J.* **2019**, *362*, 453–459. [[CrossRef](#)]
29. Charfi, A.; Tibi, F.; Kim, J.; Hur, J.; Cho, J. Organic Fouling Impact in a Direct Contact Membrane Distillation System Treating Wastewater: Experimental Observations and Modeling Approach. *Membranes* **2021**, *11*, 493. [[CrossRef](#)] [[PubMed](#)]
30. Arndt, F.; Roth, U.; Nirschl, H.; Schutz, S.; Guthausen, G. New Insights into Sodium Alginate Fouling of Ceramic Hollow Fiber Membranes by NMR Imaging. *AIChE J.* **2016**, *62*, 2459–2467. [[CrossRef](#)]
31. Kellner, R.A.; Mermet, J.-M.; Otto, M.; Varcarel, M.; Widmer, H.M. (Eds.) *Analytical Chemistry: A Modern Approach to Analytical Science*, 2nd ed.; Wiley-VCH: Weinheim, Germany, 2004; ISBN 3-527-30590-4.
32. Spanos, N.; Koutsoukos, P.G. Kinetics of Precipitation of Calcium Carbonate in Alkaline pH at Constant Supersaturation. Spontaneous and Seeded Growth. *J. Phys. Chem. B* **1998**, *102*, 6679–6684. [[CrossRef](#)]
33. Van Driessche, A.E.S.; Kellermeier, M.; Benning, L.G.; Gebauer, D. (Eds.) *New Perspectives on Mineral Nucleation and Growth*; Springer International Publishing: Cham, Switzerland, 2017; ISBN 9783319456676.
34. El-Shall, H.; Rashad, M.M.; Abel-Aal, E.A. Effect of phosphonate additive on crystallization of gypsum in phosphoric and sulfuric acid medium. *Cryst. Res. Technol.* **2002**, *37*, 1264–1273. [[CrossRef](#)]
35. Van Eekeren, M.W.M.; Van Paassen, J.A.M.; Merks, C.W.A.M. Improved milk-of-lime for softening of drinking water-the answer to the carry-over problem. *Aqua* **1994**, *43*, 1–10.
36. Tadier, S.; Rokidi, S.; Rey, C.; Combes, C.; Koutsoukos, P.G. Crystal growth of aragonite in the presence of phosphate. *J. Cryst. Growth* **2017**, *458*, 44–52. [[CrossRef](#)]
37. Sundarrajan, P.; Eswaran, P.; Marimuthu, A.; Subhadra, L.B.; Kannaiyan, P. One pot synthesis and characterization of alginate stabilized semiconductor nanoparticles. *Bull. Korean Chem. Soc.* **2012**, *33*, 3218–3224. [[CrossRef](#)]
38. Kawano, M.; Tokonami, M. Effect of organic acids on the precipitation rate and polymorphism of calcium carbonate minerals in solutions with Mg<sup>2+</sup> ions. *Clay Sci.* **2014**, *18*, 1–10. [[CrossRef](#)]
39. Haidari, A.H.; Gonzales-Olmos, R.; Heijman, S.G.J. Scaling after remineralisation of reverse osmosis permeate. *Desalination* **2019**, *467*, 57–63. [[CrossRef](#)]
40. Gebauer, D.; Colfen, H.; Verch, A.; Antonietti, M. The Multiple Roles of Additives in CaCO<sub>3</sub> Crystallization: A Quantitative Case Study. *Adv. Mater.* **2009**, *27*, 435–439. [[CrossRef](#)]
41. Serhienko, A.O.; Dontsova, T.A.; Yanushevskaya, O.I.; Nahirniak, S.V.; Ahmad, H. Ceramic Membranes: New Trends and Prospects (Short Review). *Water Water Purif. Technol. News* **2020**, *27*, 4–31. [[CrossRef](#)]
42. Zeppenfeld, K. Calcite precipitation from aqueous solutions with different calcium and hydrogen carbonate concentrations. *J. Water Supply Res. Technol.* **2014**, *59*, 482–491. [[CrossRef](#)]
43. van de Ven, W.J.C.; van Sant, K.; Pünt, I.G.M.; Zwijnenburg, A.; Kemperman, A.J.B.; van der Meer, W.G.J.; Wessling, M. Hollow fiber dead-end ultrafiltration: Influence of ionic environment on filtration of alginates. *J. Memb. Sci.* **2008**, *308*, 218–229. [[CrossRef](#)]
44. Van Den Brink, P.; Zwijnenburg, A.; Smith, G.; Temmink, H.; Loosdrecht, M. Van Effect of free calcium concentration and ionic strength on alginate fouling in cross-flow membrane filtration. *J. Membr. Sci.* **2009**, *345*, 207–216. [[CrossRef](#)]
45. Abdelrasoul, A.; Doan, H.; Lohi, A. Fouling in Membrane Filtration and Remediation Methods. In *Mass Transfer-Advances in Suitable Energy and Environment Oriented Numerical Modeling*, 1st ed.; Nakajima, H., Ed.; InTech: Rijeja, Croatia, 2013; pp. 195–218.
46. Hashino, M.; Katagiri, T.; Kubota, N.; Ohmukai, Y.; Maruyama, T.; Matsuyama, H. Effect of membrane surface morphology on membrane fouling with sodium alginate. *J. Memb. Sci.* **2011**, *366*, 258–265. [[CrossRef](#)]
47. Katsoufidou, K.; Yiantsios, S.G.; Karabelas, A.J. An experimental study of UF membrane fouling by humic acid and sodium alginate solutions: The effect of backwashing on flux recovery. *Desalination* **2008**, *220*, 214–227. [[CrossRef](#)]