Delft University of Technology

Document Version
Final published version

Licence
CC BY

Citation (APA)
Wapenaar, K. (2025). Green's functions, propagation invariants, reciprocity theorems, wave-field representations and propagator matrices in two-dimensional timedependent materials. *Royal Society of London. Proceedings A. Mathematical, Physical and Engineering Sciences*, *481*(2307), Article 20240479. https://doi.org/10.1098/rspa.2024.0479

Important note
To cite this publication, please use the final published version (if applicable).
Please check the document version above.

Copyright
In case the licence states "Dutch Copyright Act (Article 25fa)", this publication was made available Green Open Access via the TU Delft Institutional Repository pursuant to Dutch Copyright Act (Article 25fa, the Taverne amendment). This provision does not affect copyright ownership.
Unless copyright is transferred by contract or statute, it remains with the copyright holder.

Sharing and reuse
Other than for strictly personal use, it is not permitted to download, forward or distribute the text or part of it, without the consent of the author(s) and/or copyright holder(s), unless the work is under an open content license such as Creative Commons.

Takedown policy
Please contact us and provide details if you believe this document breaches copyrights.
We will remove access to the work immediately and investigate your claim.

This work is downloaded from Delft University of Technology.

PROCEEDINGS A

royalsocietypublishing.org/journal/rspa

(cc) BY

Research

Cite this article: Wapenaar K. 2025 Green's functions, propagation invariants, reciprocity theorems, wave-field representations and propagator matrices in two-dimensional time-dependent materials. *Proc. R. Soc. A* **481**: 20240479.
https://doi.org/10.1098/rspa.2024.0479

Received: 27 June 2024
Accepted: 19 December 2024

Subject Category:
Physics

Subject Areas:
acoustics, electromagnetism, wave motion

Keywords:
time-dependent material, Green's function, representation, propagator matrix

Author for correspondence:
Kees Wapenaar
e-mail: c.p.a.wapenaar@tudelft.nl

THE ROYAL SOCIETY
PUBLISHING

Downloaded from https://royalsocietypublishing.org/ on 05 February 2025

Green's functions, propagation invariants, reciprocity theorems, wave-field representations and propagator matrices in two-dimensional time-dependent materials

Kees Wapenaar

Department of Geoscience and Engineering, Delft University of Technology, Stevinweg 1, 2628 CN Delft, The Netherlands

KW, 0000-0002-1620-8282

The study of wave propagation and scattering in time-dependent materials is a rapidly growing field of research. Whereas for one-dimensional applications, there is a simple relation between the wave equations for space-dependent and time-dependent materials, this relation is less straightforward for multi-dimensional materials. This article discusses fundamental aspects of two-dimensional electromagnetic and acoustic wave propagation and scattering in homogeneous, time-dependent materials. This encompasses a review of transmission and reflection at a single time boundary, a discussion of the Green's function and its symmetry properties in a piecewise continuous time-dependent material, a discussion of propagation invariants (including the net field-momentum density), general reciprocity theorems and wave field representations. Analogous to the well-known expression for Green's function retrieval by time-correlation of passive measurements in a space-dependent material, an expression is derived for Green's function retrieval by space-correlation of passive measurements in a time-dependent material. This article concludes with the discussion of the propagator matrix for a piecewise continuous time-dependent material, its symmetry properties and its relation with the Green's function.

© 2025 The Authors. Published by the Royal Society under the terms of the Creative Commons Attribution License http://creativecommons.org/licenses/by/4.0/, which permits unrestricted use, provided the original author and source are credited.

royalsocietypublishing.org/journal/rspa Proc. R. Soc. A 481: 20240479

Downloaded from https://royalsocietypublishing.org/ on 05 February 2025

1. Introduction

Temporal changes of material parameters have an effect on wave propagation and scattering, comparable with, but not identical to, the effect of spatial changes. Since the initial work on wave propagation and scattering in time-dependent materials [1,2], the research in this field has recently gained significant momentum as a result of advances in the engineering of dynamic metamaterials [3]. Most applications deal with electromagnetic waves [4–10], but mechanical wave propagation and scattering in time-dependent materials is also a rapidly emerging research area. It is proposed as an alternative way of doing ultrasonic time-reversal experiments [11–15] and its potential use in seismic imaging and monitoring is being investigated [16,17].

Various authors discuss the analogy between the wave equations for time- and space-dependent materials [18–24]. For one-dimensional applications, the roles of the time- and space-coordinates are interchanged between the wave equations for both types of material [21–24]. However, causality conditions apply to the time coordinate in both types of material and hence they are not interchanged. As a consequence, solutions of the wave equation in a time-dependent material are, in general, not one-to-one exchangeable with those in a space-dependent material. In a recent paper [25], we systematically analyse the similarities and differences of waves in one-dimensional space-dependent and time-dependent materials. In multidimensional materials, the number of space dimensions (two or three) is different from the number of time dimensions (one) and hence the analogy between the wave equations for both types of material is less straightforward.

In the present article, we discuss fundamental aspects of wave propagation and scattering in two-dimensional time-dependent materials. The discussion partly reviews work discussed in the references mentioned above but also contains new results. Like in our paper on one-dimensional materials [25], we use a unified notation which simultaneously captures electromagnetic, acoustic and elastodynamic shear waves. We discuss transmission and reflection coefficients, Green's functions, propagation invariants, reciprocity theorems, wave field representations, Green's function retrieval, propagator matrices and the relation between the Green's function and the propagator matrix of a time-dependent material.

2. Unified wave equation

We consider two-dimensional wave propagation in the x, z-plane, assuming the material parameters, the sources and the wave fields are independent of the y-coordinate. We denote position in this plane by the Cartesian coordinate vector $\mathbf{x} = (x, z)$ and time by t. We capture electromagnetic waves (transverse electric (TE) and transverse magnetic (TM)), acoustic waves and horizontally polarized shear waves by the following unified equations [26–30]

$$\partial_t U + \nabla \cdot \mathbf{Q} = a, \tag{2.1}$$

$$\partial_t \mathbf{V} + \nabla P = \mathbf{b}, \tag{2.2}$$

where ∂_t stands for the partial differential operator $\frac{\partial}{\partial t}$ and ∇ is the two-dimensional nabla operator, defined as $\nabla = (\partial_x, \partial_z)$. Furthermore, $U(\mathbf{x}, t)$, $\mathbf{V}(\mathbf{x}, t)$, $P(\mathbf{x}, t)$ and $\mathbf{Q}(\mathbf{x}, t)$ are space- and time-dependent wave-field quantities and $a(\mathbf{x}, t)$ and $\mathbf{b}(\mathbf{x}, t)$ are space- and time-dependent source quantities. The boldface quantities $\mathbf{V}$, $\mathbf{Q}$ and $\mathbf{b}$ denote vectors with two components, hence $\mathbf{V} = (V_x, V_z)$, etc. All quantities are further specified in table 1 for the different wave phenomena considered in this article. For electromagnetic waves, equations (2.1) and (2.2) are Maxwell's equations in the x, z-plane [27,31]. For example, for TE waves (row 1 in table 1), we have $\mathbf{Q} = (H_z, -H_x)$, hence, $\nabla \cdot \mathbf{Q} = \partial_x H_z - \partial_z H_x = -(\nabla \times \mathbf{H})_y$, which is minus the y-component of the curl of the magnetic field vector $\mathbf{H}(\mathbf{x}, t)$. Hence, equation (2.1) reads for this situation

Downloaded from https://royalsocietypublishing.org/ on 05 February 2025

$\partial_t D_y - (\nabla \times \mathbf{H})_y = -J^e_y$. With some reordering, equation (2.2) can be shown to be the two-dimensional version of $\partial_t \mathbf{B} + \nabla \times \mathbf{E} = -\mathbf{J}^m$. In a similar way, it can be shown that for TM waves (row 2 in table 1), equations (2.1) and (2.2) are again Maxwell's equations in the x, z-plane, but in reversed order. For acoustic waves (AC; row 3 in table 1), we have $\nabla \cdot \mathbf{Q} = \partial_x v_x + \partial_z v_z$, which is the divergence of the particle velocity vector $\mathbf{v}(\mathbf{x}, t)$. Hence, for this situation equation (2.1) stands for $-\partial_t \Theta + \nabla \cdot \mathbf{v} = q$, which is the acoustic deformation equation, and equation (2.2) becomes $\partial_t \mathbf{m} + \nabla p = \mathbf{f}$, which quantifies equilibrium of momentum [22,27]. Similarly, for horizontally polarized shear waves (SH; row 4 in table 1), equation (2.1) stands for equilibrium of momentum and equation (2.2) is the two-dimensional elastic deformation equation.

The wave-field quantities are mutually related through the constitutive equations, as follows:

$$U = \alpha P, \tag{2.3}$$

$$\mathbf{V} = \beta \mathbf{Q}, \tag{2.4}$$

where α and β are material parameters. They are also specified in table 1 for the different wave phenomena. We can use these equations to eliminate two of the four wave field quantities from equations (2.1) and (2.2). We consider three cases.

(i) Inhomogeneous, time-dependent material, with parameters $\alpha(\mathbf{x}, t)$ and $\beta(\mathbf{x}, t)$. Substituting equations (2.3) and (2.4) straightforwardly into equations (2.1) and (2.2) yields

$$\partial_t(\alpha P) + \nabla \cdot \mathbf{Q} = a, \tag{2.5}$$

$$\partial_t(\beta \mathbf{Q}) + \nabla P = \mathbf{b}. \tag{2.6}$$

For example, for the special situation of acoustic waves (row 3 in table 1) this gives $\partial_t(\kappa p) + \nabla \cdot \mathbf{v} = q$ and $\partial_t(\rho \mathbf{v}) + \nabla p = \mathbf{f}$ [32].

(ii) Inhomogeneous, time-independent material, with parameters $\alpha(\mathbf{x})$ and $\beta(\mathbf{x})$. For this situation, we have $\partial_t U = \partial_t(\alpha P) = \alpha \partial_t P$ and $\partial_t \mathbf{V} = \partial_t(\beta \mathbf{Q}) = \beta \partial_t \mathbf{Q}$. Hence, we obtain from equations (2.5) and (2.6)

$$\alpha \partial_t P + \nabla \cdot \mathbf{Q} = a, \tag{2.7}$$

$$\beta \partial_t \mathbf{Q} + \nabla P = \mathbf{b}. \tag{2.8}$$

As an example, for acoustic waves these expressions become $\kappa \partial_t p + \nabla \cdot \mathbf{v} = q$ and $\rho \partial_t \mathbf{v} + \nabla p = \mathbf{f}$.

The well-known system of equations (2.7) and (2.8) for the wave field quantities P and $\mathbf{Q}$ underlies wave propagation in inhomogeneous, time-independent materials with parameters $\alpha(\mathbf{x})$ and $\beta(\mathbf{x})$, which may vary continuously with space. When the material contains space boundaries with normal $\mathbf{n}(\mathbf{x})$, equations (2.7) and (2.8) are supplemented with boundary conditions. The boundary conditions state that P and $\mathbf{Q} \cdot \mathbf{n}$ are continuous over those space boundaries.

(iii) Homogeneous, time-dependent material, with parameters $\alpha(t)$ and $\beta(t)$. For this situation, we cannot use equations (2.7) and (2.8). Instead, using equations (2.3) and (2.4), we now have $\nabla P = \nabla(\frac{1}{\alpha} U) = \frac{1}{\alpha} \nabla U$ and $\nabla \cdot \mathbf{Q} = \nabla \cdot (\frac{1}{\beta} \mathbf{V}) = \frac{1}{\beta} \nabla \cdot \mathbf{V}$. Hence, elimination of P and $\mathbf{Q}$ from equations (2.1) and (2.2) yields

$$\partial_t U + \frac{1}{\beta} \nabla \cdot \mathbf{V} = a, \tag{2.9}$$

$$\partial_t \mathbf{V} + \frac{1}{\alpha} \nabla U = \mathbf{b}. \tag{2.10}$$

For example, for acoustic waves these expressions read $-\partial_t \Theta + \frac{1}{\rho} \nabla \cdot \mathbf{m} = q$ and $\partial_t \mathbf{m} - \frac{1}{\kappa} \nabla \Theta = \mathbf{f}$.

The system of equations (2.9) and (2.10) for the wave field quantities U and $\mathbf{V}$ underlies wave propagation in homogeneous, time-dependent materials with parameters $\alpha(t)$ and $\beta(t)$, which may vary continuously with time. When the material contains time

Downloaded from https://royalsocietypublishing.org/ on 05 February 2025

Table 1. Specification of the quantities in equations (2.1)–(2.4). For TE (transverse electric) and TM (transverse magnetic) waves, the quantities are electric and magnetic flux densities D and B, electric and magnetic field strengths E and H, permittivity ε, permeability μ and external electric and magnetic current densities J^{e} and J^{m}. For AC (acoustic) waves, they are dilatation Θ, mechanical momentum density m, acoustic pressure p, particle velocity υ, compressibility κ, mass density ρ, volume-injection rate density q and external force density f. For SH (horizontally polarised shear) waves, m, υ, ρ and f are defined the same as for acoustic waves, and the additional quantities are strain e, stress τ, shear modulus μ and external deformation rate density h.

	U	V_x	V_z	P	Q_x	Q_z	α	β	a	b_x	b_z
1. TE	D_y	B_z	$-B_x$	E_y	H_z	$-H_x$	ε	μ	$-J^{\mathrm{e}}_y$	$-J^{\mathrm{m}}_z$	J^{m}_x
2. TM	B_y	$-D_z$	D_x	H_y	$-E_z$	E_x	μ	ε	$-J^{\mathrm{m}}_y$	J^{e}_z	$-J^{\mathrm{e}}_x$
3. AC	$-\Theta$	m_x	m_z	p	υ_x	υ_z	κ	ρ	q	f_x	f_z
4. SH	m_y	$-2e_{yx}$	$-2e_{yz}$	υ_y	$-\tau_{yx}$	$-\tau_{yz}$	ρ	$\frac{1}{\mu}$	f_y	$2h_{yx}$	$2h_{yz}$

boundaries, equations (2.9) and (2.10) are supplemented with boundary conditions. The boundary conditions state that U and $\mathbf{V}$ are continuous over those time boundaries [1,18–20,23].

Although equations (2.5) and (2.6) hold for materials that are simultaneously space- and time-dependent, we restrict the discussion in this article to homogeneous time-dependent materials, governed by equations (2.9) and (2.10), supplemented with boundary conditions for U and $\mathbf{V}$. This allows the translation of several fundamental concepts known for waves in inhomogeneous time-independent materials (case ii) to waves in homogeneous time-dependent materials (case iii). For aspects of wave propagation in materials that are simultaneously space- and time-dependent (case i), see references [8,23,24,33]. For non-reciprocal wave propagation in metamaterials, we refer to [32,34–41].

Next to the first-order equations (2.9) and (2.10), it is also useful to consider a second-order wave equation for the scalar field $U(\mathbf{x}, t)$. This equation is obtained by eliminating $\mathbf{V}(\mathbf{x}, t)$ from equations (2.9) and (2.10), which yields

$$\partial_t(\beta\partial_t U) - \beta c^2 \nabla^2 U = s, \tag{2.11}$$

with $c(t)$ being the time-dependent propagation velocity, defined as

$$c = \frac{1}{\sqrt{\alpha\beta}}, \tag{2.12}$$

$s(\mathbf{x}, t)$ being the source function, defined as

$$s = \partial_t(\beta a) - \nabla \cdot \mathbf{b}, \tag{2.13}$$

and $\nabla^2 = \nabla \cdot \nabla = \partial_x^2 + \partial_z^2$. Note that, unlike in the wave equation for an inhomogeneous time-independent material, in which a material parameter appears between the space-derivatives, in equation (2.11) a material parameter appears between the time-derivatives [22,42]. Finally, we define a time-dependent quantity $\eta(t)$ as

$$\eta = \sqrt{\frac{\beta}{\alpha}} = \beta c = \frac{1}{\alpha c}. \tag{2.14}$$

For TE and acoustic (AC) waves (rows 1 and 3 in table 1), η stands for impedance, whereas it stands for admittance for TM and horizontally polarized shear (SH) waves (rows 2 and 4 in table 1).

Downloaded from https://royalsocietypublishing.org/ on 05 February 2025

3. Transmission and reflection of plane waves at a time boundary

(a) Transmission and reflection coefficients

We review transmission and reflection coefficients for a monochromatic plane wave that is incident on a time boundary [1,18,19,23]. For convenience, we define the time boundary at $t = 0$. For this analysis, the medium parameters $\alpha(t)$ and $\beta(t)$ are step functions of time, with a finite jump at $t = 0$. For $t < 0$, we have time-independent parameters α_1 and β_1. Similarly, for $t > 0$, we have time-independent parameters α_2 and β_2. For $t < 0$, the incident monochromatic plane wave is described in complex notation by

$$U_I(\mathbf{x}, t) = \exp\{i(\mathbf{k}_1 \cdot \mathbf{x} - \omega_1 t)\}, \tag{3.1}$$

where subscript I stands for incident, i is the imaginary unit, ω_1 is the angular frequency of the incident wave and $\mathbf{k}_1$ is its wave vector, defined as $\mathbf{k}_1 = (k_{x,1}, k_{z,1})$. For convenience, we consider a unit amplitude and zero phase at $\mathbf{x} = \mathbf{0}$ and $t = 0$ (where $\mathbf{0} = (0,0)$). The propagation angle (relative to the z-axis) is equal to $\mathrm{atan2}(k_{x,1}, k_{z,1})$. According to equation (2.11) for the source-free situation (i.e. for $s = 0$), $U_I(\mathbf{x}, t)$ should obey $\partial_t^2 U_I = c_1^2 \nabla^2 U_I$, with $c_1 = 1/\sqrt{\alpha_1\beta_1}$. This implies $\omega_1^2 = c_1^2|\mathbf{k}_1|^2$ or, choosing positive square-roots on both sides, $\omega_1 = c_1|\mathbf{k}_1|$.

The boundary conditions state that U and $\mathbf{V}$ are continuous over the time boundary [1,18–20,23], hence, we also need an expression for $\mathbf{V}_I$. From equation (2.10) (with $\mathbf{b} = \mathbf{0}$) and (3.1) we obtain

$$\mathbf{V}_I(\mathbf{x}, t) = \eta_1 \frac{\mathbf{k}_1}{|\mathbf{k}_1|} \exp\{i(\mathbf{k}_1 \cdot \mathbf{x} - \omega_1 t)\}, \tag{3.2}$$

with $\eta_1 = 1/(\alpha_1 c_1)$. Unlike in the situation of scattering at a space boundary, where the reflected wave propagates in the same half-space as the incident wave, in the situation of a time boundary, there is no reflected wave before the time boundary, since this would violate causality. The reflected and transmitted waves both exist only after the time boundary. For $t > 0$, the transmitted monochromatic plane wave is described by

$$U_T(\mathbf{x}, t) = T_u \exp\{i(\mathbf{k}_2 \cdot \mathbf{x} - \omega_2 t)\}, \tag{3.3}$$

$$\mathbf{V}_T(\mathbf{x}, t) = T_u \eta_2 \frac{\mathbf{k}_2}{|\mathbf{k}_2|} \exp\{i(\mathbf{k}_2 \cdot \mathbf{x} - \omega_2 t)\}, \tag{3.4}$$

with T_u denoting the transmission coefficient for the wave-field quantity U. Furthermore, ω_2 and $\mathbf{k}_2 = (k_{x,2}, k_{z,2})$ are the angular frequency and wave vector of the transmitted wave. They are related through $\omega_2 = c_2|\mathbf{k}_2|$, with $c_2 = 1/\sqrt{\alpha_2\beta_2}$. Finally, $\eta_2 = 1/(\alpha_2 c_2)$. The reflected wave for $t > 0$ is described by

$$U_R(\mathbf{x}, t) = R_u \exp\{i(\mathbf{k}_2 \cdot \mathbf{x} + \omega_2 t)\}, \tag{3.5}$$

$$\mathbf{V}_R(\mathbf{x}, t) = -R_u \eta_2 \frac{\mathbf{k}_2}{|\mathbf{k}_2|} \exp\{i(\mathbf{k}_2 \cdot \mathbf{x} + \omega_2 t)\}, \tag{3.6}$$

with R_u denoting the reflection coefficient for the wave-field quantity U. Note the opposite signs in front of the terms $\omega_2 t$ for the transmitted and reflected waves, which implies these waves propagate in opposite directions. Since $U(\mathbf{x}, t)$ and $\mathbf{V}(\mathbf{x}, t)$ are continuous at $t = 0$, we have

$$U_I(\mathbf{x}, 0) = U_T(\mathbf{x}, 0) + U_R(\mathbf{x}, 0), \tag{3.7}$$

$$\mathbf{V}_I(\mathbf{x}, 0) = \mathbf{V}_T(\mathbf{x}, 0) + \mathbf{V}_R(\mathbf{x}, 0). \tag{3.8}$$

These equations should hold for all $\mathbf{x}$, which implies $\mathbf{k}_1 = \mathbf{k}_2$. From this, it follows that the angular frequency of the transmitted and reflected waves is different from that of the incident wave, according to $\omega_2 = \frac{c_2}{c_1}\omega_1$ [8,18,23]. In other words, frequency conversion occurs at a time boundary. Substituting the appropriate expressions into equations (3.7) and (3.8) yields

Downloaded from https://royalsocietypublishing.org/ on 05 February 2025

$$1 = T_u + R_u, \tag{3.9}$$

$$\eta_1 = \eta_2(T_u - R_u). \tag{3.10}$$

From this, we obtain the following expressions for the transmission and reflection coefficients

$$T_u = \frac{\eta_2 + \eta_1}{2\eta_2}, \tag{3.11}$$

$$R_u = \frac{\eta_2 - \eta_1}{2\eta_2}. \tag{3.12}$$

Note that, unlike for the situation of a space boundary, these coefficients are independent of the wave vector and hence of the propagation angle.

By multiplying the left- and right-hand sides of equation (3.9) with those of equation (3.10), we obtain the following relation between the transmission and reflection coefficients

$$\eta_1 = \eta_2(T_u^2 - R_u^2). \tag{3.13}$$

Finally, we define transmission and reflection coefficients T_p and R_p for the wave-field quantity P. Using equation (2.3), we obtain $T_p = \frac{\alpha_1}{\alpha_2} T_u$ and $R_p = \frac{\alpha_1}{\alpha_2} R_u$, or

$$T_p = \frac{1}{2}\left(\frac{\alpha_1}{\alpha_2} + \frac{c_2}{c_1}\right), \tag{3.14}$$

$$R_p = \frac{1}{2}\left(\frac{\alpha_1}{\alpha_2} - \frac{c_2}{c_1}\right). \tag{3.15}$$

These expressions are consistent with those given by reference [19].

(b) Conservation of net field-momentum density

For electromagnetic waves, we define the net power-flux density as $j(\mathbf{x}, t) = \frac{1}{2}\Re(\mathbf{E}^* \times \mathbf{H}) \cdot \mathbf{n}$, with $\mathbf{n} = \mathbf{k}/|\mathbf{k}|$ being the normal vector in the direction of the wave vector $\mathbf{k}$, the asterisk * denoting complex conjugation and $\Re$ denoting the real part. For transverse electric waves (row 1 in table 1), this reduces to $j(\mathbf{x}, t) = \frac{1}{2}\Re(E_y^* H_z n_x - E_y^* H_x n_z)$, and for transverse magnetic waves (row 2 in table 1) to $j(\mathbf{x}, t) = \frac{1}{2}\Re(-H_y^* E_z n_x + H_y^* E_x n_z)$. Both cases are captured by the compact definition

$$j(\mathbf{x}, t) = \frac{1}{2}\Re(P^* \mathbf{Q}) \cdot \mathbf{n}. \tag{3.16}$$

This equation also captures the net power-flux density for acoustic and horizontally polarized shear waves (rows 3 and 4 in table 1).

Next to the net power-flux density, we define the net field-momentum density for electromagnetic waves as $M(\mathbf{x}, t) = \frac{1}{2}\Re(\mathbf{D}^* \times \mathbf{B}) \cdot \mathbf{n}$ [30,43]. For transverse electric and transverse magnetic waves this can be written as

$$M(\mathbf{x}, t) = \frac{1}{2}\Re(U^* \mathbf{V}) \cdot \mathbf{n}. \tag{3.17}$$

This equation also captures the net field-momentum density for acoustic and horizontally polarized shear waves (which should not be confused with the mechanical momentum density m mentioned in table 1).

We analyse the quantities $j(\mathbf{x}, t)$ and $M(\mathbf{x}, t)$ for monochromatic plane waves before and after a time boundary (equations (3.1)–(3.6)). Substituting $U = U_I$, $\mathbf{V} = \mathbf{V}_I$ for $t < 0$ and $U = U_T + U_R$, $\mathbf{V} = \mathbf{V}_T + \mathbf{V}_R$ for $t > 0$ into equation (3.17) we find, using equation (3.13), that $M(\mathbf{x}, t)$ is constant for all $\mathbf{x}$ and t. Hence, the net field-momentum density is conserved when passing a time boundary. Using equations (2.3),(2.4) and (2.12) it follows that $j(\mathbf{x}, t)$ and $M(\mathbf{x}, t)$ are mutually related through $j(\mathbf{x}, t) = c^2(t) M(\mathbf{x}, t)$. Hence, $j_2 = \frac{c_2^2}{c_1^2} j_1$, where j_1 and j_2 are the net power-flux

Downloaded from https://royalsocietypublishing.org/ on 05 February 2025

densities before and after the time boundary. Hence, the net power-flux density is not conserved when passing a time boundary. This is the result of energy being added to or extracted from the wave field by the mechanism that modulates the material parameters [1,18,23].

4. Green's function

We consider a homogeneous, time-dependent material, with arbitrary piecewise continuous parameters $\alpha(t)$ and $\beta(t)$ (case iii in §2). We introduce the Green's function $\mathcal{G}(\mathbf{x}, \mathbf{x}_0, t, t_0)$ as the response to an impulsive point source at $\mathbf{x} = \mathbf{x}_0$ at time instant $t = t_0$, observed at position $\mathbf{x}$ and time t. Hence, it obeys wave equation (2.11), with the source term on the right-hand side replaced by an impulsive point source, according to

$$\partial_t(\beta\partial_t\mathcal{G}) - \beta c^2\nabla^2\mathcal{G} = \delta(\mathbf{x} - \mathbf{x}_0)\delta(t - t_0), \tag{4.1}$$

where $\delta(t)$ is the Dirac delta function. Furthermore, the Green's function obeys the causality condition

$$\mathcal{G}(\mathbf{x}, \mathbf{x}_0, t, t_0) = 0 \quad \text{for} \quad t < t_0. \tag{4.2}$$

Assuming that the material is time-independent beyond an arbitrary large but finite time, this causality condition implies that $\mathcal{G}(\mathbf{x}, \mathbf{x}_0, t, t_0)$ is outward propagating for $|\mathbf{x}| \to \infty$. Since the material is homogeneous, the Green's function is shift-invariant, hence

$$\mathcal{G}(\mathbf{x}, \mathbf{x}_0, t, t_0) = \mathcal{G}(\mathbf{x} - \mathbf{x}_0, \mathbf{0}, t, t_0). \tag{4.3}$$

We discuss a numerical example of $\mathcal{G}(\mathbf{x}, \mathbf{x}_0, t, t_0)$ for a piecewise constant material with a single time boundary at $t = 50\,\mu$s, with propagation velocities $c_1 = 1500$ m s^{-1} for $t < 50\,\mu$s and $c_2 = 2500$ m s^{-1} for $t > 50\,\mu$s (the parameter β is constant). The transmission and reflection coefficients at the time boundary, as defined in equations (3.11) and (3.12), are $T_u = 0.8$ and $R_u = 0.2$, respectively. We choose the source at $\mathbf{x}_0 = \mathbf{0}$ and $t_0 = 0$. Figure 1 shows snapshots of $\mathcal{G}(\mathbf{x}, \mathbf{0}, t, 0)$ (convolved with a two-dimensional spatial wavelet with a central wavenumber $k_0/2\pi = 100$ m^{-1}). The first three frames show an expanding circular wave front, up to the time boundary at $t = 50\,\mu$s. In the following frames, the wave field is split into a transmitted wave front, which expands further, and a reflected wave front, which propagates back and collapses to a focus at $\mathbf{x} = \mathbf{0}$ and $t = 79.75\,\mu$s. At exactly $t = 80\,\mu$s the focused field is zero (not shown) and changes its sign, after which it continues as an expanding circular wave front with opposite amplitude, as shown in the last frame. Hence, the focus at $\mathbf{x} = \mathbf{0}$ and $t = 80\,\mu$s acts as a virtual source for a wave field in a material with propagation velocity $c_2 = 2500$ m s^{-1}. Figure 2(a) shows cross-sections at $x = 0$ of these snapshots in the form of a z, t-diagram (i.e. for $\mathbf{x} = (0, z)$, as if receivers were placed along a vertical line in the middle of these snapshots, through the source position). Left of the green line at $t_0 = 0$ the field is zero, in accordance with the causality condition of equation (4.2). Right of this green line, direct waves propagate away from the source, in two directions (up and down), until they reach the time boundary at $t = 50\,\mu$s, indicated by the dashed blue line. Right of this blue line, transmitted and reflected waves can be seen. Tracing the transmitted waves back in time along the purple dashed rays, they appear to originate from a virtual source at $z = 0$ and $t_V = 20\,\mu$s. The reflected waves propagate back and focus at the position of the original source at $z = 0$ and $t_F = 80\,\mu$s. This focus acts as a virtual source for the reflected waves beyond $t_F = 80\,\mu$s. Figure 2(b) shows an amplitude cross-section of figure 2(a), scaled such that the amplitude of the direct wave arriving at the time boundary at $t = 50\,\mu$s equals 1. The blue curve shows that the amplitudes of the direct and transmitted waves gradually decay with time, and jump from 1 to $T_u = 0.8$ across the time boundary. The red curve shows that the reflected wave starts directly after the time boundary with an amplitude of $R_u = 0.2$. Its amplitude initially increases during back propagation, changes sign at the focus and decreases after the focus.

Downloaded from https://royalsocietypublishing.org/ on 05 February 2025

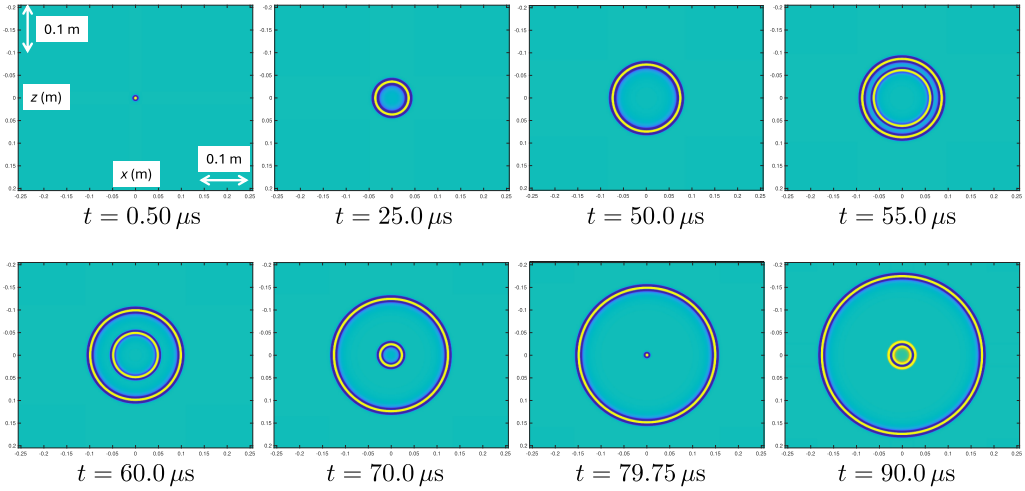

Figure 1. Snapshots of the Green's function $\mathcal{G}(\mathbf{x}, \mathbf{0}, t, 0)$ (convolved with a spatial wavelet) for a piecewise constant time-dependent material, with a time boundary at $t = 50.0\,\mu s$ (see also electronic supplementary material, movie Green.mp4 in the online material).

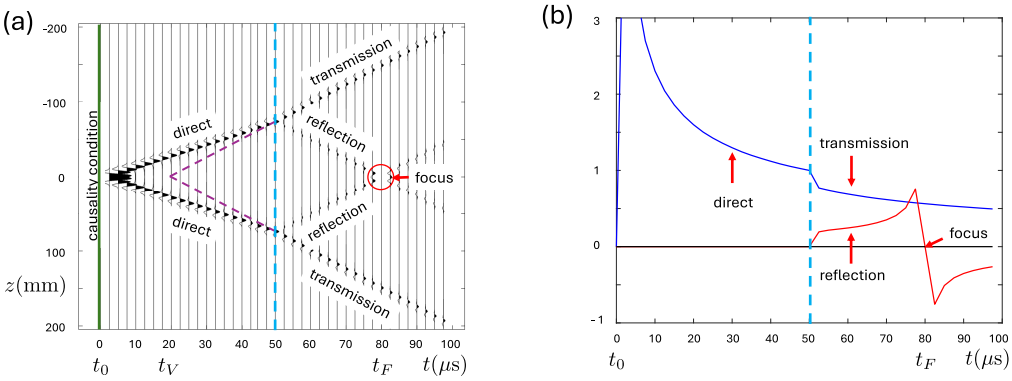

Figure 2. (a) Cross-sections at $x = 0$ of the Green's function of figure 1, i.e. $\mathcal{G}(\mathbf{x}, \mathbf{0}, t, 0)|_{x=0}$. (b) Scaled amplitude cross-sections of (a), measured along the direct and transmitted waves (blue) and along the reflected wave (red).

Whereas the Green's function $\mathcal{G}(\mathbf{x}, \mathbf{x}_0, t, t_0)$ is the response to an impulsive point source $\delta(\mathbf{x} - \mathbf{x}_0)\delta(t - t_0)$ for arbitrary $\mathbf{x}_0$ and t_0 (equation (4.1)), the wave field $U(\mathbf{x}, t)$ is the response to a source distribution $s(\mathbf{x}, t)$ (equation (2.11)). We obtain a simple representation for the wave field U in terms of $\mathcal{G}$, assuming they both reside in the same medium and both are outward propagating for $|\mathbf{x}| \to \infty$. Since both equations are linear, we obtain the representation for $U(\mathbf{x}, t)$ by applying Huygens' superposition principle, according to [44,45]

$$U(\mathbf{x}, t) = \int_{-\infty}^{\infty} \mathrm{d}t_0 \int_{\mathbb{R}^2} \mathcal{G}(\mathbf{x}, \mathbf{x}_0, t, t_0) s(\mathbf{x}_0, t_0) \mathrm{d}\mathbf{x}_0, \tag{4.4}$$

where $\mathbf{x}_0$ and t_0 are variables and where $\mathbb{R}$ is the set of real numbers. This is a special case of the more general representation derived in §8. Using equation (4.3), we can rewrite equation (4.4) as

$$U(\mathbf{x}, t) = \int_{-\infty}^{\infty} \mathrm{d}t_0 \int_{\mathbb{R}^2} \mathcal{G}(\mathbf{x} - \mathbf{x}_0, \mathbf{0}, t, t_0) s(\mathbf{x}_0, t_0) \mathrm{d}\mathbf{x}_0. \tag{4.5}$$

Note that the space integral represents a two-dimensional space-convolution. Since the material is time-dependent, the time integral cannot be rewritten as a genuine time-convolution.

Downloaded from https://royalsocietypublishing.org/ on 05 February 2025

Figure 3 is an illustration of equation (4.5) for a source distribution $s(\mathbf{x}, t) = s_0(\mathbf{x})\delta(t)$, i.e. for a distributed source s_0 as a function of $\mathbf{x}$ at $t = 0$ (this time the two-dimensional spatial wavelet has a central wavenumber $k_0/2\pi = 200\ \mathrm{m}^{-1}$). The first frame shows the response at $t = 0.25\,\mu$s to this distributed source in the same time-dependent material as in the previous example. The next frames show the evolution of this response over time. After the time boundary at $t = 50\,\mu$s, the transmitted field continues expanding, whereas the reflected field propagates back and collapses to a reproduction of the distributed source at $t = 79.75\,\mu$s. After this, the focused field changes its sign (at $t = 80\,\mu$s) and expands again. Results like this have been obtained with physical experiments by references [11,12,14].

Finally, for the special case of a time-independent medium, the analytical solution of equation (4.1), with causality condition (4.2), reads

$$\mathcal{G}(\mathbf{x}, \mathbf{x}_0, t, t_0) = \frac{1}{2\pi\beta c^2} \frac{H\left(t - t_0 - \frac{|\mathbf{x} - \mathbf{x}_0|}{c}\right)}{\sqrt{(t - t_0)^2 - \frac{|\mathbf{x} - \mathbf{x}_0|^2}{c^2}}}, \tag{4.6}$$

where $H(t)$ is the Heaviside step function. The direct waves in figure 2(a) can be seen as an illustration of this expression for $\mathcal{G}(\mathbf{x}, \mathbf{0}, t, 0)|_{x=0}$, convolved with a spatial wavelet.

5. Unified wave equation and Green's function in wave-vector time domain

(a) Unified wave equation in wave-vector time domain

We define the following two-dimensional Fourier transformation

$$\check{U}(\mathbf{k}, t) = \int_{\mathbb{R}^2} U(\mathbf{x}, t) \exp(-i\mathbf{k} \cdot \mathbf{x}) \mathrm{d}\mathbf{x}, \tag{5.1}$$

with wave vector $\mathbf{k}$ defined as $\mathbf{k} = (k_x, k_z)$. For the inverse two-dimensional Fourier transformation we obtain

$$U(\mathbf{x}, t) = \frac{1}{4\pi^2} \int_{\mathbb{R}^2} \check{U}(\mathbf{k}, t) \exp(i\mathbf{k} \cdot \mathbf{x}) \mathrm{d}\mathbf{k}. \tag{5.2}$$

Equation (5.2) expresses $U(\mathbf{x}, t)$ as a superposition of 'space-harmonic' plane waves $\exp(i\mathbf{k} \cdot \mathbf{x})$ with complex amplitudes $\check{U}(\mathbf{k}, t)$. Hence, equation (5.1) can be interpreted as a decomposition of the field $U(\mathbf{x}, t)$ into space-harmonic plane waves.

Applying the nabla operator ∇ to both sides of equation (5.2) yields

$$\nabla U(\mathbf{x}, t) = \frac{1}{4\pi^2} \int_{\mathbb{R}^2} i\mathbf{k} \check{U}(\mathbf{k}, t) \exp(i\mathbf{k} \cdot \mathbf{x}) \mathrm{d}\mathbf{k}. \tag{5.3}$$

Hence, the operation ∇ in the space-time domain corresponds to multiplication by $i\mathbf{k}$ in the wave-vector time domain. Using this property, we obtain for the Fourier transforms of equations (2.9) and (2.10)

$$\partial_t \check{U} + \frac{1}{\beta} i\mathbf{k} \cdot \check{\mathbf{V}} = \check{a}, \tag{5.4}$$

$$\partial_t \check{\mathbf{V}} + \frac{1}{\alpha} i\mathbf{k} \check{U} = \check{\mathbf{b}}, \tag{5.5}$$

with time-dependent material parameters $\alpha(t)$ and $\beta(t)$. When the material contains time boundaries, the boundary conditions state that $\check{U}(\mathbf{k}, t)$ and $\check{\mathbf{V}}(\mathbf{k}, t)$ are continuous over those time boundaries. The second-order wave equation (2.11) transforms to

$$\partial_t(\beta \partial_t \check{U}) + \beta c^2 |\mathbf{k}|^2 \check{U} = \check{s}, \tag{5.6}$$

Downloaded from https://royalsocietypublishing.org/ on 05 February 2025

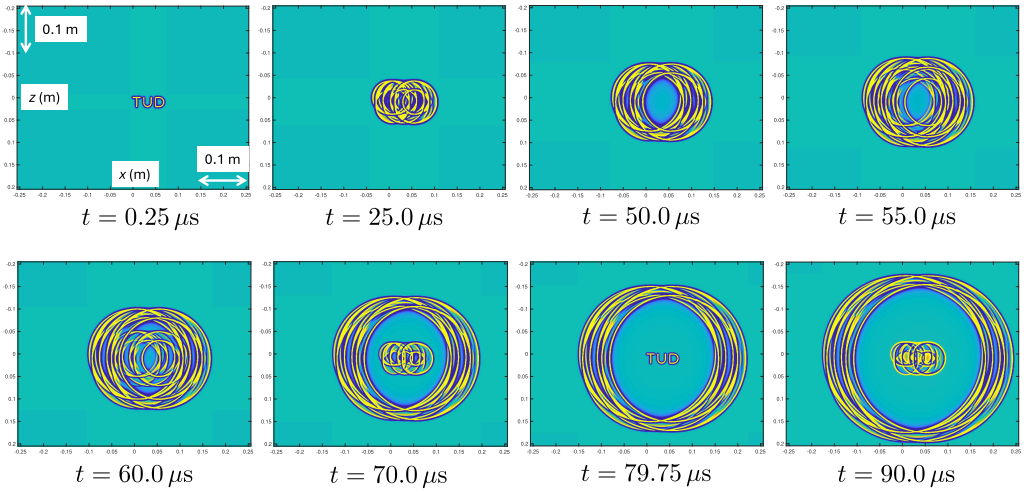

Figure 3. The wave field $U(\mathbf{x}, t)$ in response to a distributed source in the same piecewise constant time-dependent material as in figure 1 (see also electronic supplementary material, movie TUD.mp4 in the online material).

with $|\mathbf{k}|^2 = \mathbf{k} \cdot \mathbf{k} = k_x^2 + k_z^2$, and the source function $\check{s}(\mathbf{k}, t)$ defined as

$$\check{s} = \partial_t(\beta \check{a}) - i\mathbf{k} \cdot \check{\mathbf{b}}. \tag{5.7}$$

(b) Green's function in wave-vector time domain

The transformed Green's function $\check{\mathcal{G}}(\mathbf{k}, \mathbf{x}_0, t, t_0)$ obeys

$$\partial_t(\beta \partial_t \check{\mathcal{G}}) + \beta c^2 |\mathbf{k}|^2 \check{\mathcal{G}} = \exp(-i\mathbf{k} \cdot \mathbf{x}_0)\delta(t - t_0), \tag{5.8}$$

with causality condition

$$\check{\mathcal{G}}(\mathbf{k}, \mathbf{x}_0, t, t_0) = 0 \quad \text{for} \quad t < t_0. \tag{5.9}$$

For the special case of a time-independent medium, we have

$$\check{\mathcal{G}}(\mathbf{k}, \mathbf{x}_0, t, t_0) = \exp(-i\mathbf{k} \cdot \mathbf{x}_0) H(t - t_0) \frac{\sin(|\mathbf{k}| c(t - t_0))}{\eta |\mathbf{k}|}. \tag{5.10}$$

In Appendix A, it is shown that the inverse Fourier transform of equation (5.10) is the space-time domain Green's function of equation (4.6).

6. Propagation invariants for piecewise continuous materials

(a) Conservation of net field-momentum density

Analogous to equations (3.16) and (3.17), we define the net power-flux density and the net field-momentum density in the $\mathbf{k}, t$-domain as

$$\check{j}(\mathbf{k}, t) = \frac{1}{2} \Re(\check{P}^* \check{\mathbf{Q}}) \cdot \mathbf{n} \tag{6.1}$$

and

$$\check{M}(\mathbf{k}, t) = \frac{1}{2} \Re(\check{U}^* \check{\mathbf{V}}) \cdot \mathbf{n}, \tag{6.2}$$

Downloaded from https://royalsocietypublishing.org/ on 05 February 2025

respectively, with $\mathbf{n} = \mathbf{k}/|\mathbf{k}|$ (but note that $\check{j}(\mathbf{k}, t)$ and $\check{M}(\mathbf{k}, t)$ are not the spatial Fourier transforms of $j(\mathbf{x}, t)$ and $M(\mathbf{x}, t)$).

Propagation invariants in a time-dependent material are wave-field-related quantities that remain constant over time. We start by showing that for a source-free, time-dependent material, the net field-momentum density defined in equation (6.2) is a propagation invariant. To this end, we analyse $\partial_t \check{M}(\mathbf{k}, t) = \frac{1}{4}\partial_t(\check{U}^*\check{\mathbf{V}} + \check{\mathbf{V}}^*\check{U}) \cdot \mathbf{n}$. Applying the product rule for differentiation, using equations (5.4) and (5.5) for the source-free situation and the definition $\mathbf{n} = \mathbf{k}/|\mathbf{k}|$, we obtain

$$\begin{aligned} \partial_t \check{M}(\mathbf{k}, t) &= \frac{1}{4}\Big((\partial_t \check{U})^*\check{\mathbf{V}} + \check{U}^*\partial_t\check{\mathbf{V}} + (\partial_t\check{\mathbf{V}})^*\check{U} + \check{\mathbf{V}}^*\partial_t\check{U}\Big) \cdot \mathbf{k}/|\mathbf{k}| \\ &= \frac{1}{4}\left(\left(\frac{1}{\beta} i\mathbf{k} \cdot \check{\mathbf{V}}^*\right)\check{\mathbf{V}} - \check{U}^*\left(\frac{1}{\alpha} i\mathbf{k}\check{U}\right) + \left(\frac{1}{\alpha} i\mathbf{k}\check{U}^*\right)\check{U} - \check{\mathbf{V}}^*\left(\frac{1}{\beta} i\mathbf{k} \cdot \check{\mathbf{V}}\right)\right) \cdot \mathbf{k}/|\mathbf{k}| = 0. \end{aligned} \tag{6.3}$$

This expression implies that $\check{M}(\mathbf{k}, t)$ is a propagation invariant, or in other words, the net field-momentum density is a conserved quantity. The derivation above holds for continuously varying material parameters. However, $\check{U}$ and $\check{\mathbf{V}} \cdot \mathbf{n}$ are continuous over a time boundary and so is $\check{M}(\mathbf{k}, t)$. Combining these results, it follows that $\check{M}(\mathbf{k}, t)$ is a propagation invariant for a time-dependent material with piecewise continuous parameters.

From equations (2.3),(2.4),(2.12),(6.1) and (6.2) we obtain

$$\check{j}(\mathbf{k}, t) = c^2(t)\check{M}(\mathbf{k}, t), \tag{6.4}$$

which implies that for a time-dependent medium with piecewise continuous parameters the net power-flux density is not a propagation invariant, similar as noted in §3(b) for $j(\mathbf{x}, t)$ over a single time boundary. Reference [22] shows that amplitude amplification due to temporal variations can be used to compensate for energy loss due to material dissipation.

(b) General propagation invariants

Next, we derive more general propagation invariants. We consider two mutually independent states (i.e. two solutions of equations (5.4) and (5.5)), which we distinguish with subscripts A and B. We analyse the quantities $\partial_t(\check{U}_A\check{\mathbf{V}}_B - \check{\mathbf{V}}_A\check{U}_B) \cdot (i\mathbf{k})$ and $\partial_t(\check{U}_A^*\check{\mathbf{V}}_B + \check{\mathbf{V}}_A^*\check{U}_B) \cdot (i\mathbf{k})$. The latter can be seen as a generalization of $4\partial_t\check{M}(\mathbf{k}, t) = \partial_t(\check{U}^*\check{\mathbf{V}} + \check{\mathbf{V}}^*\check{U}) \cdot \mathbf{n}$, with subscripts A and B added and $\mathbf{n} = \mathbf{k}/|\mathbf{k}|$ replaced by $i\mathbf{k}$ (the latter replacement facilitates the inverse Fourier transformations in later sections). Applying the product rule for differentiation, using equations (5.4) and (5.5) for states A and B, yields

$$\begin{aligned} \partial_t(\check{U}_A\check{\mathbf{V}}_B - \check{\mathbf{V}}_A\check{U}_B) \cdot (i\mathbf{k}) = \; & |\mathbf{k}|^2(\alpha_B^{-1} - \alpha_A^{-1})\check{U}_A\check{U}_B + (\beta_B^{-1} - \beta_A^{-1})\check{V}_{\mathrm{d},A}\check{V}_{\mathrm{d},B} \\ & + \check{a}_A\check{V}_{\mathrm{d},B} - \check{b}_{\mathrm{d},A}\check{U}_B - \check{V}_{\mathrm{d},A}\check{a}_B + \check{U}_A\check{b}_{\mathrm{d},B}, \end{aligned} \tag{6.5}$$

and

$$\begin{aligned} \partial_t(\check{U}_A^*\check{\mathbf{V}}_B + \check{\mathbf{V}}_A^*\check{U}_B) \cdot (i\mathbf{k}) = \; & |\mathbf{k}|^2(\alpha_B^{-1} - \alpha_A^{-1})\check{U}_A^*\check{U}_B + (\beta_B^{-1} - \beta_A^{-1})\check{V}_{\mathrm{d},A}^*\check{V}_{\mathrm{d},B} \\ & + \check{a}_A^*\check{V}_{\mathrm{d},B} - \check{b}_{\mathrm{d},A}^*\check{U}_B - \check{V}_{\mathrm{d},A}^*\check{a}_B + \check{U}_A^*\check{b}_{\mathrm{d},B}, \end{aligned} \tag{6.6}$$

respectively, with

$$\check{V}_{\mathrm{d}} = i\mathbf{k} \cdot \check{\mathbf{V}}, \tag{6.7}$$

$$\check{b}_{\mathrm{d}} = i\mathbf{k} \cdot \check{\mathbf{b}}, \tag{6.8}$$

for states A and B. The subscript d in $\check{V}_{\mathrm{d}}$ and $\check{b}_{\mathrm{d}}$ refers to 'divergence' (since $i\mathbf{k} \cdot \check{\mathbf{V}}$ and $i\mathbf{k} \cdot \check{\mathbf{b}}$ are the Fourier transforms of $\nabla \cdot \mathbf{V}$ and $\nabla \cdot \mathbf{b}$). Following similar arguments as below equations (6.3), equations (6.5) and (6.6) hold for a time-dependent material with piecewise continuous parameters.

Downloaded from https://royalsocietypublishing.org/ on 05 February 2025

Note that in equations (6.5) and (6.6) not only are the wave fields labelled with subscripts A and B, but also the source terms and the material parameters (which may be different in the two states). In the next section, we continue with the general expressions of equations (6.5) and (6.6). Here, we consider the special case that sources are absent and the material parameters are the same in both states, which implies that the right-hand sides of equations (6.5) and (6.6) vanish. Hence, for this situation, it follows that $(\check{U}_A\check{\mathbf{V}}_B - \check{\mathbf{V}}_A\check{U}_B)\cdot(i\mathbf{k})$ and $(\check{U}_A^*\check{\mathbf{V}}_B + \check{\mathbf{V}}_A^*\check{U}_B)\cdot(i\mathbf{k})$ are propagation invariants for a homogeneous time-dependent material. They are the counterparts of propagation invariants for an inhomogeneous time-independent material [46–50], which are useful for the analysis of symmetry properties of transmission and reflection responses and for the design of efficient numerical modelling schemes.

7. Reciprocity theorems

(a) General reciprocity theorems

Reciprocity theorems interrelate wave fields in two different states [51–54]. Here, we use equations (6.5) and (6.6) to derive reciprocity theorems for a homogeneous time-dependent material with piecewise continuous parameters $\alpha(t)$ and $\beta(t)$. Integrating equations (6.5) and (6.6) with respect to time, taking into account that $\check{U}$ and $\check{V}_{\mathrm{d}} = i\mathbf{k}\cdot\check{\mathbf{V}}$ are continuous at time instants where $\alpha(t)$ and $\beta(t)$ are discontinuous, we obtain

$$(\check{U}_A\check{V}_{\mathrm{d},B} - \check{V}_{\mathrm{d},A}\check{U}_B)\Big|_{t_b}^{t_e} = \int_{t_b}^{t_e}\Big(|\mathbf{k}|^2(\alpha_B^{-1}-\alpha_A^{-1})\check{U}_A\check{U}_B + (\beta_B^{-1}-\beta_A^{-1})\check{V}_{\mathrm{d},A}\check{V}_{\mathrm{d},B} + \check{a}_A\check{V}_{\mathrm{d},B} - \check{b}_{\mathrm{d},A}\check{U}_B - \check{V}_{\mathrm{d},A}\check{a}_B + \check{U}_A\check{b}_{\mathrm{d},B}\Big)\mathrm{d}t \tag{7.1}$$

and

$$(\check{U}_A^*\check{V}_{\mathrm{d},B} - \check{V}_{\mathrm{d},A}^*\check{U}_B)\Big|_{t_b}^{t_e} = \int_{t_b}^{t_e}\Big(|\mathbf{k}|^2(\alpha_B^{-1}-\alpha_A^{-1})\check{U}_A^*\check{U}_B + (\beta_B^{-1}-\beta_A^{-1})\check{V}_{\mathrm{d},A}^*\check{V}_{\mathrm{d},B} + \check{a}_A^*\check{V}_{\mathrm{d},B} - \check{b}_{\mathrm{d},A}^*\check{U}_B - \check{V}_{\mathrm{d},A}^*\check{a}_B + \check{U}_A^*\check{b}_{\mathrm{d},B}\Big)\mathrm{d}t, \tag{7.2}$$

respectively, with subscripts b and e standing for 'begin' and 'end'. Products like $\check{U}_A\check{U}_B$ in the $\mathbf{k}, t$-domain correspond to spatial convolutions in the $\mathbf{x}, t$-domain. Therefore, we call equation (7.1) the reciprocity theorem of the space-convolution type. It is the counterpart of the reciprocity theorem of the time-convolution type for an inhomogeneous time-independent medium [27,55]. On the other hand, products like $\check{U}_A^*\check{U}_B$ in the $\mathbf{k}, t$-domain correspond to spatial correlations in the $\mathbf{x}, t$-domain. Therefore, we call equation (7.2) the reciprocity theorem of the space-correlation type. It is the counterpart of the reciprocity theorem of the time-correlation type for an inhomogeneous time-independent medium [27,56].

We use equation (7.1) in §8 to derive a general wave field representation and in §9 we use equation (7.2) to derive an expression for Green's function retrieval, both for time-dependent materials. Here, we discuss two special cases.

(b) Source-receiver reciprocity

First, we derive from equation (7.1) a reciprocity relation for the Green's function $\check{\mathcal{G}}(\mathbf{k}, \mathbf{x}_A, t, t_A)$. Table 2 lists the quantities for states A and B that we use in this derivation. The material parameters are chosen the same in both states. For the wave field $\check{U}_A$, we choose the acausal Green's function $\check{\mathcal{G}}^a(\mathbf{k}, \mathbf{x}_A, t, t_A)$. It obeys the same wave equation as the causal Green's function (equation (5.8)), but with the condition $\check{\mathcal{G}}^a(\mathbf{k}, \mathbf{x}_A, t, t_A) = 0$ for $t > t_A$. For the wave field $\check{U}_B$, we choose the causal Green's function $\check{\mathcal{G}}(\mathbf{k}, \mathbf{x}_B, t, t_B)$, with $\check{\mathcal{G}}(\mathbf{k}, \mathbf{x}_B, t, t_B) = 0$ for $t < t_B$. The expressions

Downloaded from https://royalsocietypublishing.org/ on 05 February 2025

in table 2 for the wave fields $\check{V}_{\mathrm{d},A}$ and $\check{V}_{\mathrm{d},B}$ follow from equations (5.4) and (6.7) for states A and B (using $\check{a}_A = \check{a}_B = 0$). The expressions for the source terms $\check{b}_{\mathrm{d},A}$ and $\check{b}_{\mathrm{d},B}$ follow from comparing the source term for a Green's function (equation (5.8)) with that for a general wave field (equations (5.7) and (6.8), using $\check{a}_A = \check{a}_B = 0$). Note that the source term for the acausal Green's function in state A actually represents a sink.

We substitute the quantities of table 2 into the reciprocity theorem of the space-convolution type, formulated by equation (7.1). Let us assume that the time instants t_A and t_B lie both between t_b and t_e. Then the acausal Green's function is zero at t_e and the causal Green's function is zero at t_b. With this, the left-hand side of (7.1) vanishes. From the remaining terms on the right-hand side of equation (7.1) we obtain

$$\exp(i\mathbf{k}\cdot\mathbf{x}_A)\check{\mathcal{G}}^a(\mathbf{k},\mathbf{x}_A,t_B,t_A) = \exp(i\mathbf{k}\cdot\mathbf{x}_B)\check{\mathcal{G}}(\mathbf{k},\mathbf{x}_B,t_A,t_B). \tag{7.3}$$

This is the sought reciprocity relation for the Green's function in the $\mathbf{k}, t$-domain. We use the inverse Fourier transformation defined in equation (5.2) to transform this expression to the $\mathbf{x}, t$-domain. This yields

$$\mathcal{G}^a(\mathbf{x}+\mathbf{x}_A,\mathbf{x}_A,t_B,t_A) = \mathcal{G}(\mathbf{x}+\mathbf{x}_B,\mathbf{x}_B,t_A,t_B), \tag{7.4}$$

or, since in a homogeneous medium the Green's function is shift invariant,

$$\mathcal{G}^a(\mathbf{x},\mathbf{0},t_B,t_A) = \mathcal{G}(\mathbf{x},\mathbf{0},t_A,t_B). \tag{7.5}$$

This is the counterpart of the well-known source-receiver reciprocity relation $\mathcal{G}(\mathbf{x}_B,\mathbf{x}_A,t,0) = \mathcal{G}(\mathbf{x}_A,\mathbf{x}_B,t,0)$ for an inhomogeneous time-independent medium, which states that the Green's function between a source at $\mathbf{x}_B$ and a receiver at $\mathbf{x}_A$ is identical to the Green's function between a source at $\mathbf{x}_A$ and a receiver at $\mathbf{x}_B$ [27,44]. Equation (7.5) states that for a homogeneous time-dependent medium the causal Green's function between a source at t_B and a receiver at t_A is identical to the *acausal* Green's function between a sink at t_A and a receiver at t_B. In the derivation, we assumed that t_A and t_B lie both between t_b and t_e. If we take $t_b \to -\infty$ and $t_e \to \infty$, then equations (7.3)–(7.5) hold for arbitrary t_A and t_B. Note that for $t_A < t_B$ these expressions reduce to the trivial relation $0 = 0$.

(c) Field-momentum density balance

The next special case we consider is the field-momentum density balance, which we derive from equation (7.2). We take identical states A and B and drop the subscripts. We thus obtain from equation (7.2)

$$(\check{U}^*\check{V}_{\mathrm{d}} - \check{V}_{\mathrm{d}}^*\check{U})\Big|_{t_b}^{t_e} = \int_{t_b}^{t_e}\left(\check{a}^*\check{V}_{\mathrm{d}} - \check{b}_{\mathrm{d}}^*\check{U} - \check{V}_{\mathrm{d}}^*\check{a} + \check{U}^*\check{b}_{\mathrm{d}}\right)\mathrm{d}t, \tag{7.6}$$

or, using equation (6.2) and (6.7) and the definition $\mathbf{n} = \mathbf{k}/|\mathbf{k}|$,

$$\check{M}(\mathbf{k},t)\Big|_{t_b}^{t_e} = \frac{1}{2}\Re\int_{t_b}^{t_e}\left(\check{a}^*\check{\mathbf{V}} + \check{\mathbf{b}}^*\check{U}\right)\cdot\mathbf{n}\mathrm{d}t. \tag{7.7}$$

This is the net field-momentum density balance for a homogeneous time-dependent material for the situation that there are sources between t_b and t_e. It is the counterpart of the net powerflux density balance for an inhomogeneous time-independent medium [27,55].

Downloaded from https://royalsocietypublishing.org/ on 05 February 2025

Table 2. Quantities for deriving the reciprocity relation of equation (7.3).

	state A	state B
parameters	$\alpha_A = \alpha_A(t)$	$\alpha_B = \alpha_A(t)$
	$\beta_A = \beta_A(t)$	$\beta_B = \beta_A(t)$
wave fields	$\check{U}_A = \check{\mathcal{G}}^a(\mathbf{k}, \mathbf{x}_A, t, t_A)$	$\check{U}_B = \check{\mathcal{G}}(\mathbf{k}, \mathbf{x}_B, t, t_B)$
	$\check{V}_{\mathrm{d},A} = -\beta_A(t)\partial_t\check{\mathcal{G}}^a(\mathbf{k}, \mathbf{x}_A, t, t_A)$	$\check{V}_{\mathrm{d},B} = -\beta_A(t)\partial_t\check{\mathcal{G}}(\mathbf{k}, \mathbf{x}_B, t, t_B)$
sources	$\check{a}_A = 0$	$\check{a}_B = 0$
	$\check{b}_{\mathrm{d},A} = -\exp(-i\mathbf{k}\cdot\mathbf{x}_A)\delta(t - t_A)$	$\check{b}_{\mathrm{d},B} = -\exp(-i\mathbf{k}\cdot\mathbf{x}_B)\delta(t - t_B)$

8. Wave field representations

(a) General wave field representation

A wave field representation is obtained by replacing one of the states in a reciprocity theorem by a Green's state [57–60]. We derive a general wave field representation for a homogeneous time-dependent material with piecewise continuous parameters $\alpha(t)$ and $\beta(t)$. To this end, consider the quantities listed in table 3. Note that state A is the same as that in table 2, except that $\mathbf{x}_A$ and t_A are for convenience replaced by $\mathbf{0}$ and t', respectively. State B is the actual field in the actual medium, so the subscripts B are dropped.

Substitution of the quantities in table 3 into the reciprocity theorem of the space-convolution type, formulated by equation (7.1), using reciprocity relation (7.3) for the Green's function with $\mathbf{x}_A = \mathbf{x}_B = \mathbf{0}$, yields

$$\begin{aligned}\chi(t')\check{U}(\mathbf{k}, t') = &\left(\check{\mathcal{G}}(\mathbf{k}, \mathbf{0}, t', t)\check{V}_{\mathrm{d}}(\mathbf{k}, t) + \beta_A(t)\{\partial_t\check{\mathcal{G}}(\mathbf{k}, \mathbf{0}, t', t)\}\check{U}(\mathbf{k}, t)\right)\Big|_{t=t_b}^{t=t_e}\\ &-\int_{t_b}^{t_e}\left(|\mathbf{k}|^2\check{\mathcal{G}}(\mathbf{k}, \mathbf{0}, t', t)\Delta\alpha^{-1}(t)\check{U}(\mathbf{k}, t) - \beta_A(t)\{\partial_t\check{\mathcal{G}}(\mathbf{k}, \mathbf{0}, t', t)\}\Delta\beta^{-1}(t)\check{V}_{\mathrm{d}}(\mathbf{k}, t)\right)\mathrm{d}t\\ &-\int_{t_b}^{t_e}\left(\{\partial_t\check{\mathcal{G}}(\mathbf{k}, \mathbf{0}, t', t)\}\beta_A(t)\check{a}(\mathbf{k}, t) + \check{\mathcal{G}}(\mathbf{k}, \mathbf{0}, t', t)\check{b}_{\mathrm{d}}(\mathbf{k}, t)\right)\mathrm{d}t,\end{aligned} \tag{8.1}$$

with the characteristic function $\chi(t')$ defined as

$$\chi(t') = \begin{cases} 1 & \text{for} \quad t_b < t' < t_e, \\ \frac{1}{2} & \text{for} \quad t' = t_b \quad \text{or} \quad t' = t_e, \\ 0 & \text{for} \quad t' < t_b \quad \text{or} \quad t' > t_e, \end{cases} \tag{8.2}$$

and with the material contrast parameters $\Delta\alpha^{-1}(t)$ and $\Delta\beta^{-1}(t)$ defined as

$$\Delta\alpha^{-1}(t) = \alpha^{-1}(t) - \alpha_A^{-1}(t), \tag{8.3}$$

$$\Delta\beta^{-1}(t) = \beta^{-1}(t) - \beta_A^{-1}(t). \tag{8.4}$$

Equation (8.1) is the representation of the space-convolution type for a homogeneous time-dependent medium in the $\mathbf{k}, t$-domain. It is the counterpart of the representation of the time-convolution type for an inhomogeneous time-independent medium [57–60]. The left-hand side represents the wave field in the actual medium at time instant t'. The first term on the right-hand side describes the contributions from the fields at t_b and t_e (when t' is between t_b and t_e then only the field at t_b contributes). This term is the counterpart of the spatial Kirchhoff–Helmholtz integral [44,61–64], which is an integral along an enclosing boundary (since time is one-dimensional, here the 'enclosing boundary' only consists of the time instants t_b and

Downloaded from https://royalsocietypublishing.org/ on 05 February 2025

Table 3. Quantities for deriving the representation of equation (8.1).

	state A	state B
parameters	$\alpha_A = \alpha_A(t)$	$\alpha_B = \alpha(t)$
	$\beta_A = \beta_A(t)$	$\beta_B = \beta(t)$
wave fields	$\check{U}_A = \check{\mathcal{G}}^a(\mathbf{k}, \mathbf{0}, t, t')$	$\check{U}_B = \check{U}(\mathbf{k}, t)$
	$\check{V}_{\mathrm{d},A} = -\beta_A(t)\partial_t\check{\mathcal{G}}^a(\mathbf{k}, \mathbf{0}, t, t')$	$\check{V}_{\mathrm{d},B} = \check{V}_{\mathrm{d}}(\mathbf{k}, t)$
sources	$\check{a}_A = 0$	$\check{a}_B = \check{a}(\mathbf{k}, t)$
	$\check{b}_{\mathrm{d},A} = -\delta(t - t')$	$\check{b}_{\mathrm{d},B} = \check{b}_{\mathrm{d}}(\mathbf{k}, t)$

t_e). If there were no contrasts of material parameters and no sources between t_b and t_e, then this first term would give the complete solution (similar as to how the Kirchhoff–Helmholtz integral would give the complete solution if there were no contrasts and no sources inside the enclosing boundary). The second term on the right-hand side accounts for contrasts between the material parameters of the actual medium and those of the medium in which the Green's function is defined. Hence, this integral describes wave scattering at parameter contrasts in time-dependent materials. The third term on the right-hand side accounts for the contribution of sources between t_b and t_e.

We transform equation (8.1) to the $\mathbf{x}, t$-domain, using the inverse Fourier transformation defined in equation (5.2). Using equation (6.7) and (6.8) and the shift-invariance of the Green's functions, we obtain

$$\begin{aligned}\chi(t')U(\mathbf{x}', t') = &\int_{\mathbb{R}^2}\Big(\mathcal{G}(\mathbf{x}', \mathbf{x}, t', t)\nabla\cdot\mathbf{V}(\mathbf{x}, t) + \beta_A(t)\{\partial_t\mathcal{G}(\mathbf{x}', \mathbf{x}, t', t)\}U(\mathbf{x}, t)\Big)\mathrm{d}\mathbf{x}\Big|_{t=t_b}^{t=t_e}\\ &+\int_{t_b}^{t_e}\int_{\mathbb{R}^2}\Big(\mathcal{G}(\mathbf{x}', \mathbf{x}, t', t)\Delta\alpha^{-1}(t)\nabla^2U(\mathbf{x}, t) + \beta_A(t)\{\partial_t\mathcal{G}(\mathbf{x}', \mathbf{x}, t', t)\}\Delta\beta^{-1}(t)\nabla\cdot\mathbf{V}(\mathbf{x}, t)\Big)\mathrm{d}\mathbf{x}\mathrm{d}t\\ &-\int_{t_b}^{t_e}\int_{\mathbb{R}^2}\Big(\{\partial_t\mathcal{G}(\mathbf{x}', \mathbf{x}, t', t)\}\beta_A(t)a(\mathbf{x}, t) + \mathcal{G}(\mathbf{x}', \mathbf{x}, t', t)\nabla\cdot\mathbf{b}(\mathbf{x}, t)\Big)\mathrm{d}\mathbf{x}\mathrm{d}t\,.\end{aligned} \tag{8.5}$$

Equation (8.5) is the representation of the space-convolution type for a homogeneous time-dependent medium in the $\mathbf{x}, t$-domain. Note that equation (4.4), with the source function s defined in equation (2.13), is obtained as a special case of this representation if we choose the same material parameters in both states, replace t_b and t_e by $-\infty$ and ∞, respectively, and apply integration by parts to replace $-\int(\partial_t\mathcal{G})\beta a\mathrm{d}t$ by $\int\mathcal{G}\partial_t(\beta a)\mathrm{d}t$. In its general form, equation (8.5) provides a basis for the analysis of wave scattering problems in homogeneous time-dependent media. We discuss an example in the next subsection.

(b) Wave field representation for the case of a single time boundary

We use the representation of equation (8.5) to analyse the wave field after a time boundary between two time-independent slabs, as illustrated in the numerical example in §4. To this end, we take t_b equal to the time boundary (i.e. $t_b = 50\,\mu$s) and $t_e \to \infty$. Hence, the boundary $t = t_e$ in the first term on the right-hand side of equation (8.5) gives no contribution. The wave field $U(\mathbf{x}, t)$ is the response to a spatial source distribution $s_0(\mathbf{x})$ at $t = 0$ in a medium with velocity $c_1 = 1500$ m s^{-1} for $t < t_b$ and velocity $c_2 = 2500$ m s^{-1} for $t > t_b$. The parameter β is constant in the numerical example, but here we assume it has the values β_1 and β_2 before and after the time boundary, respectively (and consequently $\alpha_1 = 1/\beta_1c_1^2$ and $\alpha_2 = 1/\beta_2c_2^2$ before and after the time boundary). We define the Green's function in equation (8.5) in a time-independent medium with velocity $c_A = c_2$ and parameter $\beta_A = \beta_2$ (and $\alpha_A = 1/\beta_2c_2^2$) and call this $\mathcal{G}_2(\mathbf{x}', \mathbf{x}, t', t)$. Note that

Downloaded from https://royalsocietypublishing.org/ on 05 February 2025

for all $t > t_b$ we thus have $\Delta\alpha^{-1}(t) = \Delta\beta^{-1}(t) = 0$, hence, the second term on the right-hand side of equation (8.5) vanishes. Since the source distribution for $U(\mathbf{x}, t)$ exists only at $t = 0 < t_b$, the third term on the right-hand side of equation (8.5) also vanishes. Hence, for $t' > t_b$ we are left with

$$U(\mathbf{x}', t') = -\int_{\mathbb{R}^2}\left[\mathcal{G}_2(\mathbf{x}', \mathbf{x}, t', t)\nabla\cdot\mathbf{V}(\mathbf{x}, t) + \beta_2\{\partial_t\mathcal{G}_2(\mathbf{x}', \mathbf{x}, t', t)\}U(\mathbf{x}, t)\right]_{t=t_b}\mathrm{d}\mathbf{x}. \tag{8.6}$$

In the $\mathbf{k}$, t-domain this becomes

$$\check{U}(\mathbf{k}, t') = -\left[\check{\mathcal{G}}_2(\mathbf{k}, \mathbf{0}, t', t)\check{V}_\mathrm{d}(\mathbf{k}, t) + \beta_2\{\partial_t\check{\mathcal{G}}_2(\mathbf{k}, \mathbf{0}, t', t)\}\check{U}(\mathbf{k}, t)\right]_{t=t_b}, \quad \text{for} \quad t' > t_b. \tag{8.7}$$

For $t = t_b$ and $t' > t_b$ we have, according to equation (5.10),

$$\check{\mathcal{G}}_2(\mathbf{k}, \mathbf{0}, t', t_b) = \frac{\sin(|\mathbf{k}|c_2(t' - t_b))}{\eta_2|\mathbf{k}|}, \tag{8.8}$$

$$\beta_2\partial_t\check{\mathcal{G}}_2(\mathbf{k}, \mathbf{0}, t', t)|_{t=t_b} = -\cos(|\mathbf{k}|c_2(t' - t_b)), \tag{8.9}$$

with $\eta_2 = \beta_2 c_2$. From equations (4.5) and (5.1), we further obtain for $t = t_b$

$$\check{U}(\mathbf{k}, t_b) = \frac{\sin(|\mathbf{k}|c_1 t_b)}{\eta_1|\mathbf{k}|}\check{s}_0(\mathbf{k}), \tag{8.10}$$

with $\eta_1 = \beta_1 c_1$ and, using equations (6.7) and (5.4) with $\check{a}(\mathbf{k}, t_b) = 0$,

$$\check{V}_\mathrm{d}(\mathbf{k}, t_b) = -\cos(|\mathbf{k}|c_1 t_b)\check{s}_0(\mathbf{k}). \tag{8.11}$$

Substituting these expressions into equation (8.7) yields

$$\check{U}(\mathbf{k}, t') = \left(\frac{\sin\gamma_1\cos\gamma_2}{\eta_1|\mathbf{k}|} + \frac{\cos\gamma_1\sin\gamma_2}{\eta_2|\mathbf{k}|}\right)\check{s}_0(\mathbf{k}), \quad \text{for} \quad t' > t_b, \tag{8.12}$$

with

$$\gamma_1 = |\mathbf{k}|c_1 t_b, \tag{8.13}$$

$$\gamma_2 = |\mathbf{k}|c_2(t' - t_b). \tag{8.14}$$

Equation (8.12) can be rewritten as

$$\check{U}(\mathbf{k}, t') = \left(T_u\frac{\sin(\gamma_1 + \gamma_2)}{\eta_1|\mathbf{k}|} + R_u\frac{\sin(\gamma_1 - \gamma_2)}{\eta_1|\mathbf{k}|}\right)\check{s}_0(\mathbf{k}), \quad \text{for} \quad t' > t_b, \tag{8.15}$$

with T_u and R_u defined in equations (3.11) and (3.12), respectively (this is verified by substituting $\sin(\gamma_1 \pm \gamma_2) = \sin\gamma_1\cos\gamma_2 \pm \cos\gamma_1\sin\gamma_2$ into equation 8.15, and using equations (3.9) and (3.10)). Let us write

$$\gamma_1 + \gamma_2 = |\mathbf{k}|c_2(t' - t_V), \quad \text{with} \quad t_V = \left(1 - \frac{c_1}{c_2}\right)t_b, \tag{8.16}$$

$$\gamma_1 - \gamma_2 = |\mathbf{k}|c_2(t_F - t'), \quad \text{with} \quad t_F = \left(1 + \frac{c_1}{c_2}\right)t_b. \tag{8.17}$$

First, consider equation (8.16). Since $t' > t_b$ and $t_V < t_b$, we have $t' > t_V$ and, consequently, $\gamma_1 + \gamma_2 > 0$. Hence, for the first term between the large brackets in equation (8.15) we find, using equation (5.10),

$$T_u\frac{\sin(\gamma_1 + \gamma_2)}{\eta_1|\mathbf{k}|} = \frac{\eta_2}{\eta_1}T_u\frac{\sin(|\mathbf{k}|c_2(t' - t_V))}{\eta_2|\mathbf{k}|} = \frac{\eta_2}{\eta_1}T_u\check{\mathcal{G}}_2(\mathbf{k}, \mathbf{0}, t', t_V), \quad \text{for} \quad t' > t_b. \tag{8.18}$$

Next, consider equation (8.17). Since $t' > t_b$ and $t_F > t_b$, the term $\gamma_1 - \gamma_2$ can take positive as well as negative values. For the second term between the large brackets in equation (8.15) we find, using equation (5.10) and equation (7.3),

Downloaded from https://royalsocietypublishing.org/ on 05 February 2025

$$R_u \frac{\sin(\gamma_1 - \gamma_2)}{\eta_1 |\mathbf{k}|} = \frac{\eta_2}{\eta_1} R_u \Big(H(t_F - t') + H(t' - t_F) \Big) \frac{\sin(|\mathbf{k}| c_2 (t_F - t'))}{\eta_2 |\mathbf{k}|}$$
$$= \frac{\eta_2}{\eta_1} R_u \Big(\check{\mathcal{G}}_2^a(\mathbf{k}, \mathbf{0}, t', t_F) - \check{\mathcal{G}}_2(\mathbf{k}, \mathbf{0}, t', t_F) \Big), \quad \text{for} \quad t' > t_b. \tag{8.19}$$

Substituting equation (8.18) and (8.19) into equation (8.15) and applying an inverse spatial Fourier transform yields

$$U(\mathbf{x}', t') = \frac{\eta_2}{\eta_1} \int_{\mathbb{R}^2} \Big[T_u \mathcal{G}_2(\mathbf{x}', \mathbf{x}, t', t_V) + R_u \Big(\mathcal{G}_2^a(\mathbf{x}', \mathbf{x}, t', t_F) - \mathcal{G}_2(\mathbf{x}', \mathbf{x}, t', t_F) \Big) \Big] s_0(\mathbf{x}) \mathrm{d}\mathbf{x}, \tag{8.20}$$

for $t' > t_b$. The first Green's function on the right-hand side describes the transmitted, outward propagating wave in figures 1 and 2 for $t' > t_b = 50\,\mu$s in a material with propagation velocity c_2 and parameter β_2. It originates from a virtual source at time instant t_V, defined in equation (8.16), hence, at $t_V = 20\,\mu$s. The amplitude of this transmitted wave is proportional to the transmission coefficient $T_u = 0.8$ and a factor η_2/η_1 to account for the fact that the actual source is situated in a material with propagation velocity c_1 and parameter β_1. The second Green's function is acausal and describes the reflected, inward propagating wave in figures 1 and 2 for $t_b < t' < t_F$. It focuses at time instant t_F, defined in equation (8.17), hence, at $t_F = 80\,\mu$s. The amplitude of this reflected wave is proportional to the reflection coefficient $R_u = 0.2$ and the factor η_2/η_1. The third Green's function is causal and describes the continuation of the reflected wave in figures 1 and 2 for $t' > t_F = 80\,\mu$s, i.e. after focusing. It originates from a virtual source at the focal time $t_F = 80\,\mu$s. The reflected wave undergoes a sign change at the focal time, hence, its amplitude after focusing is proportional to $-R_u = -0.2$ and the factor η_2/η_1. The integration over $\mathbf{x}$ in equation (8.20) describes the spatial convolution of the superposition of these three Green's functions with the spatial source distribution $s_0(\mathbf{x})$ at $t = 0$. This explains figure 3 for $t' > t_b = 50\,\mu$s, and in particular the recovery of the source distribution $s_0(\mathbf{x})$ around the focal time $t_F = 80\,\mu$s, where $\mathcal{G}_2^a(\mathbf{x}', \mathbf{x}, t', t_F)$ focuses.

9. Green's function retrieval

For inhomogeneous time-independent media, it has been shown that, under specific circumstances, the time-correlation of passive wave measurements at two receivers converges to the response at one of these receivers as if there were an impulsive source at the position of the other [65–72]. In other words, the Green's function between two receivers is retrieved by time-correlating passive responses at these receivers. Using a reciprocity theorem of the time-correlation type [73], it has been shown that this holds for arbitrary inhomogeneous time-independent media. Here, we use the reciprocity theorem of the space-correlation type of equation (7.2) to derive an expression for Green's function retrieval in a homogeneous time-dependent material with piecewise continuous parameters $\alpha(t)$ and $\beta(t)$. To this end, we start with acausal Green's functions in both states, with unit sinks at t_A and t_B, both between t_b and t_e (here t_b and t_e are again arbitrary and not related to a time boundary, such as t_b in §8b). Substituting the quantities of table 4 into the reciprocity theorem of the space-correlation type (equation (7.2)), using the reciprocity relation of equation (7.3) for the Green's functions with $\mathbf{x}_A = \mathbf{x}_B = \mathbf{0}$, yields

$$\check{\mathcal{G}}(\mathbf{k}, \mathbf{0}, t_B, t_A) - \{\check{\mathcal{G}}^a(\mathbf{k}, \mathbf{0}, t_B, t_A)\}^* =$$
$$\beta(t_b) \Big[\check{\mathcal{G}}^*(\mathbf{k}, \mathbf{0}, t_A, t) \partial_t \check{\mathcal{G}}(\mathbf{k}, \mathbf{0}, t_B, t) - \{\partial_t \check{\mathcal{G}}^*(\mathbf{k}, \mathbf{0}, t_A, t)\} \check{\mathcal{G}}(\mathbf{k}, \mathbf{0}, t_B, t) \Big]_{t = t_b}. \tag{9.1}$$

Applying the inverse Fourier transform of equation (5.2) to both sides of this equation yields

Downloaded from https://royalsocietypublishing.org/ on 05 February 2025

Table 4. Quantities for deriving the expression of equation (9.1) for Green's function retrieval.

	state A	state B
parameters	$\alpha_A = \alpha(t)$	$\alpha_B = \alpha(t)$
	$\beta_A = \beta(t)$	$\beta_B = \beta(t)$
wave fields	$\check{U}_A = \check{\mathcal{G}}^a(\mathbf{k}, \mathbf{0}, t, t_A)$	$\check{U}_B = \check{\mathcal{G}}^a(\mathbf{k}, \mathbf{0}, t, t_B)$
	$\check{V}_{\mathrm{d},A} = -\beta(t)\partial_t\check{\mathcal{G}}^a(\mathbf{k}, \mathbf{0}, t, t_A)$	$\check{V}_{\mathrm{d},B} = -\beta(t)\partial_t\check{\mathcal{G}}^a(\mathbf{k}, \mathbf{0}, t, t_B)$
sources	$\check{a}_A = 0$	$\check{a}_B = 0$
	$\check{b}_{\mathrm{d},A} = -\delta(t - t_A)$	$\check{b}_{\mathrm{d},B} = -\delta(t - t_B)$

$$\mathcal{G}(\mathbf{x}', \mathbf{0}, t_B, t_A) - \mathcal{G}^a(-\mathbf{x}', \mathbf{0}, t_B, t_A) = \beta(t_b)\int_{\mathbb{R}^2}\Big[\mathcal{G}(\mathbf{x}, \mathbf{0}, t_A, t)\partial_t\mathcal{G}(\mathbf{x}' + \mathbf{x}, \mathbf{0}, t_B, t) - \{\partial_t\mathcal{G}(\mathbf{x}, \mathbf{0}, t_A, t)\}\mathcal{G}(\mathbf{x}' + \mathbf{x}, \mathbf{0}, t_B, t)\Big]_{t=t_b}\mathrm{d}\mathbf{x}\,. \tag{9.2}$$

The right-hand side consists of space-correlations of responses to an impulsive source at t_b and its derivative, observed by receivers at t_A and t_B. The left-hand side consists of a Green's function and its acausal version for a source or sink at t_A, observed at t_B. When t_B is larger than t_A the causal Green's function $\mathcal{G}(\mathbf{x}', \mathbf{0}, t_B, t_A)$ is retrieved (since the acausal Green's function vanishes for this situation). On the other hand, the acausal Green's function $-\mathcal{G}^a(-\mathbf{x}', \mathbf{0}, t_B, t_A)$ is retrieved when t_B is smaller than t_A. Note that equation (9.2) holds for any time instant t_b of the original source, as long as t_A and t_B are both larger than t_b. Contrary to Green's function retrieval by time-correlation in space-dependent media, which requires sources on a boundary enclosing the receivers, for Green's function retrieval by space-correlation in time-dependent media it suffices to have a single source at t_b, prior to the receivers at t_A and t_B.

We confirm equation (9.1) for the situation of a time-independent medium. Assuming $t_A > t_b$ and $t_B > t_b$, the Green's functions on the right-hand side for a time-independent medium read, according to equation (5.10),

$$\check{\mathcal{G}}(\mathbf{k}, \mathbf{0}, t_A, t_b) = \frac{\sin(|\mathbf{k}|c\Delta t_A)}{\eta|\mathbf{k}|}, \tag{9.3}$$

$$\partial_t\check{\mathcal{G}}(\mathbf{k}, \mathbf{0}, t_B, t)|_{t=t_b} = -\frac{1}{\beta}\cos(|\mathbf{k}|c\Delta t_B) \tag{9.4}$$

and similar expressions for the other Green's functions, with

$$\Delta t_A = t_A - t_b, \tag{9.5}$$

$$\Delta t_B = t_B - t_b\,. \tag{9.6}$$

Hence, for the right-hand side of equation (9.1) we obtain

$$-\frac{\sin(|\mathbf{k}|c\Delta t_A)\cos(|\mathbf{k}|c\Delta t_B) - \cos(|\mathbf{k}|c\Delta t_A)\sin(|\mathbf{k}|c\Delta t_B)}{\eta|\mathbf{k}|} = \frac{\sin(|\mathbf{k}|c(t_B - t_A))}{\eta|\mathbf{k}|}\,. \tag{9.7}$$

For $t_B > t_A$, this is equal to $\check{\mathcal{G}}(\mathbf{k}, \mathbf{0}, t_B, t_A)$, which is the left-hand side of equation (9.1), since $\check{\mathcal{G}}^a(\mathbf{k}, \mathbf{0}, t_B, t_A) = 0$ for this situation. On the other hand, for $t_B < t_A$, it is equal to $-\check{\mathcal{G}}^a(\mathbf{k}, \mathbf{0}, t_B, t_A)$. This is again the left-hand side of equation (9.1), since $\check{\mathcal{G}}^a(\mathbf{k}, \mathbf{0}, t_B, t_A)$ is real-valued and $\check{\mathcal{G}}(\mathbf{k}, \mathbf{0}, t_B, t_A) = 0$ for this situation.

Downloaded from https://royalsocietypublishing.org/ on 05 February 2025

10. Matrix-vector wave equation

Many authors use a matrix-vector formalism to conveniently analyse wave propagation and scattering in time-dependent media [3,21,22,25,74]. Here, we recast equations (2.9) and (2.10) into a matrix-vector wave equation in the $\mathbf{x}, t$-domain. Unlike for the one-dimensional situation, where equations similar to (2.9) and (2.10) govern the scalar wave fields U and V [25], here these equations govern U and $\mathbf{V}$, where $\mathbf{V}$ is a vectorial quantity. Analogous to equation (6.7), we define a scalar wave field V_d as

$$V_\mathrm{d} = \nabla \cdot \mathbf{V}, \tag{10.1}$$

where subscript d refers to 'divergence'. Using this in equation (2.9) and applying the divergence operator to both sides of equation (2.10) yields

$$\partial_t U + \frac{1}{\beta} V_\mathrm{d} = a, \tag{10.2}$$

$$\partial_t V_\mathrm{d} + \frac{1}{\alpha} \nabla^2 U = b_\mathrm{d}, \tag{10.3}$$

where, analogous to equation (6.8),

$$b_\mathrm{d} = \nabla \cdot \mathbf{b}. \tag{10.4}$$

Equations (10.2) and (10.3) for the scalar fields U and V_d can be combined into the following matrix-vector wave equation

$$\partial_t \mathbf{q}_\mathrm{d} = \mathbf{A}_\mathrm{d} \mathbf{q}_\mathrm{d} + \mathbf{d}_\mathrm{d}, \tag{10.5}$$

with wave field vector $\mathbf{q}_\mathrm{d}(\mathbf{x}, t)$, matrix $\mathbf{A}_\mathrm{d}(\mathbf{x}, t)$ and source vector $\mathbf{d}_\mathrm{d}(\mathbf{x}, t)$ defined as

$$\mathbf{q}_\mathrm{d} = \begin{pmatrix} U \\ V_\mathrm{d} \end{pmatrix}, \quad \mathbf{A}_\mathrm{d} = \begin{pmatrix} 0 & -\frac{1}{\beta} \\ -\frac{1}{\alpha}\nabla^2 & 0 \end{pmatrix}, \quad \mathbf{d}_\mathrm{d} = \begin{pmatrix} a \\ b_\mathrm{d} \end{pmatrix}. \tag{10.6}$$

The subscript d in $\mathbf{q}_\mathrm{d}$, $\mathbf{A}_\mathrm{d}$ and $\mathbf{d}_\mathrm{d}$ is used to distinguish these quantities from those in the one-dimensional situation where, for example, wave field vector $\mathbf{q}$ contains the scalar wave fields U and V [25]. Equation (10.5) holds for a homogeneous time-dependent medium with continuous parameters $\alpha(t)$ and $\beta(t)$. When the material contains time boundaries, the boundary condition states that $\mathbf{q}_\mathrm{d}(\mathbf{x}, t)$ is continuous over those time boundaries. Equation (10.5) is the counterpart of a matrix-vector wave equation for an inhomogeneous time-independent material [75–80].

Applying the two-dimensional Fourier transformation defined in equation (5.1) to equation (10.5), we obtain the following matrix-vector wave equation in the $\mathbf{k}, t$-domain

$$\partial_t \check{\mathbf{q}}_\mathrm{d} = \check{\mathbf{A}}_\mathrm{d} \check{\mathbf{q}}_\mathrm{d} + \check{\mathbf{d}}_\mathrm{d}, \tag{10.7}$$

with wave field vector $\check{\mathbf{q}}_\mathrm{d}(\mathbf{k}, t)$, matrix $\check{\mathbf{A}}_\mathrm{d}(\mathbf{k}, t)$ and source vector $\check{\mathbf{d}}_\mathrm{d}(\mathbf{k}, t)$ defined as

$$\check{\mathbf{q}}_\mathrm{d} = \begin{pmatrix} \check{U} \\ \check{V}_\mathrm{d} \end{pmatrix}, \quad \check{\mathbf{A}}_\mathrm{d} = \begin{pmatrix} 0 & -\frac{1}{\beta} \\ \frac{1}{\alpha}|\mathbf{k}|^2 & 0 \end{pmatrix}, \quad \check{\mathbf{d}}_\mathrm{d} = \begin{pmatrix} \check{a} \\ \check{b}_\mathrm{d} \end{pmatrix}, \tag{10.8}$$

with $\check{V}_\mathrm{d}$ and $\check{b}_\mathrm{d}$ defined in equations (6.7) and (6.8), respectively. Note that $\check{\mathbf{A}}_\mathrm{d}$ obeys the symmetry property

$$\check{\mathbf{A}}_\mathrm{d}^t \mathbf{N} = -\mathbf{N} \check{\mathbf{A}}_\mathrm{d}, \tag{10.9}$$

where superscript t denotes transposition and where

Downloaded from https://royalsocietypublishing.org/ on 05 February 2025

$$\mathbf{N} = \begin{pmatrix} 0 & 1 \\ -1 & 0 \end{pmatrix}. \tag{10.10}$$

11. Propagator matrix

(a) Propagator matrix in space-time domain

We define the propagator matrix $\mathbf{W}_\mathrm{d}(\mathbf{x}, t, t_0)$ as the solution of equation (10.5) without the source term, hence

$$\partial_t \mathbf{W}_\mathrm{d} = \mathbf{A}_\mathrm{d} \mathbf{W}_\mathrm{d}, \tag{11.1}$$

with initial condition

$$\mathbf{W}_\mathrm{d}(\mathbf{x}, t_0, t_0) = \mathbf{I}\delta(\mathbf{x}), \tag{11.2}$$

where $\mathbf{I}$ is the identity matrix [21,22,74]. We obtain a simple representation for $\mathbf{q}_\mathrm{d}(\mathbf{x}, t)$ in terms of $\mathbf{W}_\mathrm{d}(\mathbf{x}, t, t_0)$, assuming they both reside in the same medium and assuming there are no sources for $\mathbf{q}_\mathrm{d}(\mathbf{x}, t)$ between t_0 and t. Whereas $\mathbf{q}_\mathrm{d}(\mathbf{x}, t)$ can have any space-dependency at $t = t_0$, $\mathbf{W}_\mathrm{d}(\mathbf{x}, t, t_0)$ collapses to $\mathbf{I}\delta(\mathbf{x})$ at $t = t_0$. Hence, we obtain the following representation for $\mathbf{q}_\mathrm{d}(\mathbf{x}, t)$ by applying Huygens' superposition principle, according to

$$\mathbf{q}_\mathrm{d}(\mathbf{x}, t) = \int_{\mathbb{R}^2} \mathbf{W}_\mathrm{d}(\mathbf{x} - \mathbf{x}_0, t, t_0) \mathbf{q}_\mathrm{d}(\mathbf{x}_0, t_0) \mathrm{d}\mathbf{x}_0, \tag{11.3}$$

where $\mathbf{x}_0$ is a variable. According to this equation, $\mathbf{W}_\mathrm{d}(\mathbf{x}, t, t_0)$ propagates the wave field vector $\mathbf{q}_\mathrm{d}$ from t_0 to t (where t can be larger or smaller than t_0). The subscript d in $\mathbf{W}_\mathrm{d}$ denotes that this propagator matrix acts on a wave field vector containing U and V_d, which is different from the one-dimensional version of the propagator matrix, which acts on a wave field vector containing U and V [25]. The propagator matrix $\mathbf{W}_\mathrm{d}(\mathbf{x}, t, t_0)$ for a homogeneous time-dependent material is the counterpart of a propagator matrix for an inhomogeneous time-independent material [81–86].

We partition $\mathbf{W}_\mathrm{d}(\mathbf{x}, t, t_0)$ as follows:

$$\mathbf{W}_\mathrm{d}(\mathbf{x}, t, t_0) = \begin{pmatrix} W_\mathrm{d}^{U,U} & W_\mathrm{d}^{U,V} \\ W_\mathrm{d}^{V,U} & W_\mathrm{d}^{V,V} \end{pmatrix} (\mathbf{x}, t, t_0). \tag{11.4}$$

The first superscript refers to the wave field quantities in $\mathbf{q}_\mathrm{d}(\mathbf{x}, t)$ in equation (11.3) and the second superscript to those in $\mathbf{q}_\mathrm{d}(\mathbf{x}_0, t_0)$ (with superscript V referring to wave field quantity V_d).

By applying equation (11.3) recursively, we find the following recursive expression for $\mathbf{W}_\mathrm{d}$

$$\mathbf{W}_\mathrm{d}(\mathbf{x}, t_N, t_0) = \mathbf{W}_\mathrm{d}(\mathbf{x}, t_N, t_{N-1}) *_x \cdots *_x \mathbf{W}_\mathrm{d}(\mathbf{x}, t_n, t_{n-1}) *_x \cdots *_x \mathbf{W}_\mathrm{d}(\mathbf{x}, t_1, t_0), \tag{11.5}$$

where $*_x$ denotes a two-dimensional spatial convolution, similar to that in equation (11.3), and where $t_1 \cdots t_n \cdots t_{N-1}$ are time instants where the medium parameters $\alpha(t)$ and $\beta(t)$ may be discontinuous. Between these time instants, the parameters $\alpha(t)$ and $\beta(t)$ can, in general, be continuous functions of t. In Appendix B, we give an explicit expression for $\mathbf{W}_\mathrm{d}(\mathbf{x}, t_n, t_{n-1})$, assuming a time-independent slab between t_{n-1} and t_n.

As an illustration, we consider a piecewise constant material consisting of five time-independent slabs, with propagation velocities of 2000, 2000, 1200, 2500 and 1400 m s^{-1}, respectively. The parameter β is taken constant. The duration of each time slab is 25 μs. We choose t_0 between the first and second time slab, i.e. $t_0 = 25\,\mu$s. Figure 4(a) shows a z, t-diagram of the propagator element $W_\mathrm{d}^{U,V}(\mathbf{x}, t, t_0)$ (convolved with a spatial wavelet with a central wavenumber $k_0/2\pi = 100$ m^{-1}) for $x = 0$ and $t_0 = 25\,\mu$s. The green line at $t_0 = 25\,\mu$s indicates the initial condition of equation (11.2), which for the considered off-diagonal element implies $W_\mathrm{d}^{U,V}(\mathbf{x}, t_0, t_0) = 0$. In the first time

Downloaded from https://royalsocietypublishing.org/ on 05 February 2025

slab right of this green line, the propagator consists (for $x = 0$) of upward and downward propagating direct waves. At each time boundary (indicated by the dashed blue lines), these waves split into upward and downward propagating transmitted and reflected waves. This is a manifestation of the recursive character of the propagator, as formulated by equation (11.5).

(b) Propagator matrix in wave-vector time domain

Applying the two-dimensional Fourier transformation defined in equation (5.1) to equations (11.1)–(11.3) we obtain

$$\partial_t \check{\mathbf{W}}_{\mathrm{d}} = \check{\mathbf{A}}_{\mathrm{d}} \check{\mathbf{W}}_{\mathrm{d}}, \tag{11.6}$$

with initial condition

$$\check{\mathbf{W}}_{\mathrm{d}}(\mathbf{k}, t_0, t_0) = \mathbf{I} \tag{11.7}$$

and representation

$$\check{\mathbf{q}}_{\mathrm{d}}(\mathbf{k}, t) = \check{\mathbf{W}}_{\mathrm{d}}(\mathbf{k}, t, t_0)\check{\mathbf{q}}_{\mathrm{d}}(\mathbf{k}, t_0). \tag{11.8}$$

Analogous to equation (11.4), we partition $\check{\mathbf{W}}_{\mathrm{d}}(\mathbf{k}, t, t_0)$ as

$$\check{\mathbf{W}}_{\mathrm{d}}(\mathbf{k}, t, t_0) = \begin{pmatrix} \check{W}_{\mathrm{d}}^{U,U} & \check{W}_{\mathrm{d}}^{U,V} \\ \check{W}_{\mathrm{d}}^{V,U} & \check{W}_{\mathrm{d}}^{V,V} \end{pmatrix}(\mathbf{k}, t, t_0). \tag{11.9}$$

By applying equation (11.8) recursively, we find the following recursive expression for $\check{\mathbf{W}}_{\mathrm{d}}$

$$\check{\mathbf{W}}_{\mathrm{d}}(\mathbf{k}, t_N, t_0) = \check{\mathbf{W}}_{\mathrm{d}}(\mathbf{k}, t_N, t_{N-1})\cdots\check{\mathbf{W}}_{\mathrm{d}}(\mathbf{k}, t_n, t_{n-1})\cdots\check{\mathbf{W}}_{\mathrm{d}}(\mathbf{k}, t_1, t_0), \tag{11.10}$$

where $t_1 \cdots t_n \cdots t_{N-1}$ are time instants where the medium parameters $\alpha(t)$ and $\beta(t)$ may be discontinuous. Between these time instants, the parameters $\alpha(t)$ and $\beta(t)$ can, in general, be continuous functions of t. In Appendix B, we give an explicit expression for $\check{\mathbf{W}}_{\mathrm{d}}(\mathbf{k}, t_n, t_{n-1})$, assuming a time-independent slab between t_{n-1} and t_n.

(c) Symmetry properties of the propagator matrix

To derive symmetry properties of the propagator matrix, we first show that the quantity $\check{\mathbf{W}}_{\mathrm{d}}^t(\mathbf{k}, t, t_A)\mathbf{N}\check{\mathbf{W}}_{\mathrm{d}}(\mathbf{k}, t, t_B)$ is a propagation invariant, i.e. that it is independent of t. Taking the time derivative, applying the product rule for differentiation, using equation (11.6) and (10.9), we obtain

$$\begin{aligned} &\partial_t\{\check{\mathbf{W}}_{\mathrm{d}}^t(\mathbf{k}, t, t_A)\mathbf{N}\check{\mathbf{W}}_{\mathrm{d}}(\mathbf{k}, t, t_B)\} \\ &\quad = \{\partial_t\check{\mathbf{W}}_{\mathrm{d}}(\mathbf{k}, t, t_A)\}^t\mathbf{N}\check{\mathbf{W}}_{\mathrm{d}}(\mathbf{k}, t, t_B) + \check{\mathbf{W}}_{\mathrm{d}}^t(\mathbf{k}, t, t_A)\mathbf{N}\{\partial_t\check{\mathbf{W}}_{\mathrm{d}}(\mathbf{k}, t, t_B)\} \\ &\quad = \check{\mathbf{W}}_{\mathrm{d}}^t(\mathbf{k}, t, t_A)\{\check{\mathbf{A}}_{\mathrm{d}}^t\mathbf{N} + \mathbf{N}\check{\mathbf{A}}_{\mathrm{d}}\}\check{\mathbf{W}}_{\mathrm{d}}(\mathbf{k}, t, t_B) = \mathbf{O}, \end{aligned} \tag{11.11}$$

where $\mathbf{O}$ is the null-matrix. This expression confirms that $\check{\mathbf{W}}_{\mathrm{d}}^t(\mathbf{k}, t, t_A)\mathbf{N}\check{\mathbf{W}}_{\mathrm{d}}(\mathbf{k}, t, t_B)$ is independent of t. This derivation holds for continuously varying medium parameters. However, since the components of the propagator matrix are continuous over a time-boundary, it follows that $\check{\mathbf{W}}_{\mathrm{d}}^t(\mathbf{k}, t, t_A)\mathbf{N}\check{\mathbf{W}}_{\mathrm{d}}(\mathbf{k}, t, t_B)$ is a propagation invariant for a time-dependent medium with piecewise continuous parameters. Taking $t = t_A$ and subsequently $t = t_B$, we obtain

$$\check{\mathbf{W}}_{\mathrm{d}}^t(\mathbf{k}, t_A, t_A)\mathbf{N}\check{\mathbf{W}}_{\mathrm{d}}(\mathbf{k}, t_A, t_B) = \check{\mathbf{W}}_{\mathrm{d}}^t(\mathbf{k}, t_B, t_A)\mathbf{N}\check{\mathbf{W}}_{\mathrm{d}}(\mathbf{k}, t_B, t_B), \tag{11.12}$$

or, using equation (11.7),

Downloaded from https://royalsocietypublishing.org/ on 05 February 2025

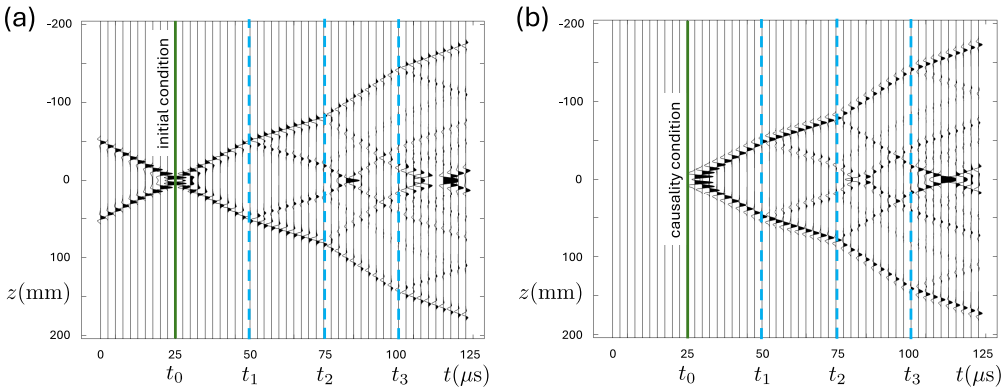

Figure 4. Cross-sections at $x = 0$ of (a) the propagator element $W_{\mathrm{d}}^{U,V}(\mathbf{x}, t, t_0)$ and (b) the Green's function $\mathcal{G}(\mathbf{x}, \mathbf{0}, t, t_0)$ (both convolved with a spatial wavelet) for a piecewise constant time-dependent material (for (a), see also electronic supplementary material, movie Wuv.mp4 in the online material).

$$\mathbf{N}\check{\mathbf{W}}_{\mathrm{d}}(\mathbf{k}, t_A, t_B) = \check{\mathbf{W}}_{\mathrm{d}}^{t}(\mathbf{k}, t_B, t_A)\mathbf{N}, \tag{11.13}$$

or, applying the inverse two-dimensional Fourier transformation defined in equation (5.2),

$$\mathbf{N}\mathbf{W}_{\mathrm{d}}(\mathbf{x}, t_A, t_B) = \mathbf{W}_{\mathrm{d}}^{t}(\mathbf{x}, t_B, t_A)\mathbf{N}. \tag{11.14}$$

Equations (11.13) and (11.14) formulate symmetry properties of the propagator matrix in the $\mathbf{k}, t$- and $\mathbf{x}, t$-domain, respectively. Substituting equations (10.10) and (11.4) into equation (11.14) we find the following symmetry properties for the components of the propagator matrix

$$W_{\mathrm{d}}^{U,V}(\mathbf{x}, t_A, t_B) = -W_{\mathrm{d}}^{U,V}(\mathbf{x}, t_B, t_A), \tag{11.15}$$

$$W_{\mathrm{d}}^{V,U}(\mathbf{x}, t_A, t_B) = -W_{\mathrm{d}}^{V,U}(\mathbf{x}, t_B, t_A), \tag{11.16}$$

$$W_{\mathrm{d}}^{V,V}(\mathbf{x}, t_A, t_B) = W_{\mathrm{d}}^{U,U}(\mathbf{x}, t_B, t_A). \tag{11.17}$$

Next we show that three of the four components of the propagator matrix can be expressed in terms of the upper-right component $W_{\mathrm{d}}^{U,V}(\mathbf{x}, t, t_0)$. From equations (10.6),(11.1) and (11.4) we find

$$W_{\mathrm{d}}^{V,V}(\mathbf{x}, t, t_0) = -\beta(t)\partial_t W_{\mathrm{d}}^{U,V}(\mathbf{x}, t, t_0), \tag{11.18}$$

$$W_{\mathrm{d}}^{V,U}(\mathbf{x}, t, t_0) = -\beta(t)\partial_t W_{\mathrm{d}}^{U,U}(\mathbf{x}, t, t_0). \tag{11.19}$$

From equations (11.17),(11.18) and (11.15) we find

$$W_{\mathrm{d}}^{U,U}(\mathbf{x}, t, t_0) = \beta(t_0)\partial_{t_0} W_{\mathrm{d}}^{U,V}(\mathbf{x}, t, t_0). \tag{11.20}$$

Substitution into equation (11.19) yields

$$W_{\mathrm{d}}^{V,U}(\mathbf{x}, t, t_0) = -\beta(t)\beta(t_0)\partial_t\partial_{t_0} W_{\mathrm{d}}^{U,V}(\mathbf{x}, t, t_0). \tag{11.21}$$

Hence, equations (11.18), (11.20) and (11.21) are the sought relations.

(d) Relations between the Green's function and the propagator matrix

We show that the Green's function $\mathcal{G}(\mathbf{x}, \mathbf{0}, t, t_0)$, obeying wave equation (4.1) for $\mathbf{x}_0 = \mathbf{0}$ with the causality condition of equation (4.2), can be expressed in terms of the upper-right component of the propagator matrix, according to

Downloaded from https://royalsocietypublishing.org/ on 05 February 2025

$$\mathcal{G}(\mathbf{x}, \mathbf{0}, t, t_0) = -H(t - t_0) W_{\mathrm{d}}^{U,V}(\mathbf{x}, t, t_0). \tag{11.22}$$

Note that this relation is different from that for the one-dimensional situation (which includes a spatial derivative on the left-hand side [25]) because of the deviating definition of the wave field vector $\mathbf{q}_{\mathrm{d}}$ and consequently of the propagator matrix $\mathbf{W}_{\mathrm{d}}$, see §10 and §11(a).

Due to the Heaviside function in equation (11.22), the causality condition is fulfilled. In the following, we show that $H(t - t_0) W_{\mathrm{d}}^{U,V}(\mathbf{x}, t, t_0)$ obeys the same wave equation as $-\mathcal{G}(\mathbf{x}, \mathbf{0}, t, t_0)$. For the first time derivative we have

$$\partial_t \{H(t - t_0) W_{\mathrm{d}}^{U,V}(\mathbf{x}, t, t_0)\} = \delta(t - t_0) W_{\mathrm{d}}^{U,V}(\mathbf{x}, t, t_0) + H(t - t_0) \partial_t W_{\mathrm{d}}^{U,V}(\mathbf{x}, t, t_0). \tag{11.23}$$

From equations (11.2) and (11.4) we have $W_{\mathrm{d}}^{U,V}(\mathbf{x}, t_0, t_0) = 0$. Using this and equation (11.18) in equation (11.23), we obtain

$$\partial_t \{H(t - t_0) W_{\mathrm{d}}^{U,V}(\mathbf{x}, t, t_0)\} = -\frac{1}{\beta(t)} H(t - t_0) W_{\mathrm{d}}^{V,V}(\mathbf{x}, t, t_0). \tag{11.24}$$

From equation (10.6),(11.1),(11.2) and (11.4) we have $\partial_t W_{\mathrm{d}}^{V,V}(\mathbf{x}, t, t_0) = -\frac{1}{\alpha(t)} \nabla^2 W_{\mathrm{d}}^{U,V}(\mathbf{x}, t, t_0)$ and $W_{\mathrm{d}}^{V,V}(\mathbf{x}, t_0, t_0) = \delta(\mathbf{x})$. Using this, we find for the second time derivative

$$\begin{aligned} \partial_t \Big(\beta(t) \partial_t \{H(t - t_0) W_{\mathrm{d}}^{U,V}(\mathbf{x}, t, t_0)\}\Big) &= -\partial_t \{H(t - t_0) W_{\mathrm{d}}^{V,V}(\mathbf{x}, t, t_0)\} \\ &= -\delta(t - t_0)\delta(\mathbf{x}) + \frac{1}{\alpha(t)} \nabla^2 \{H(t - t_0) W_{\mathrm{d}}^{U,V}(\mathbf{x}, t, t_0)\}. \end{aligned} \tag{11.25}$$

Comparing this with equation (4.1) for $\mathbf{x}_0 = \mathbf{0}$, with $c(t)$ defined in equation (2.12), we conclude that $H(t - t_0) W_{\mathrm{d}}^{U,V}(\mathbf{x}, t, t_0)$ indeed obeys the same wave equation as $-\mathcal{G}(\mathbf{x}, \mathbf{0}, t, t_0)$. This completes the proof of equation (11.22). Figure 4(b) shows a z, t-diagram of the Green's function $\mathcal{G}(\mathbf{x}, \mathbf{0}, t, t_0)$ (convolved with a spatial wavelet) for $x = 0$ and $t_0 = 25\,\mu$s. It has been obtained from $W_{\mathrm{d}}^{U,V}(\mathbf{x}, t, t_0)$ in figure 4(a) through equation (11.22). The green line at $t_0 = 25\,\mu$s indicates the causality condition of equation (4.2).

In a similar way to above we can show that the acausal Green's function $\mathcal{G}^a(\mathbf{x}, \mathbf{0}, t, t_0)$, with condition $\mathcal{G}^a(\mathbf{x}, \mathbf{0}, t, t_0) = 0$ for $t > t_0$, can be expressed as

$$\mathcal{G}^a(\mathbf{x}, \mathbf{0}, t, t_0) = H(t_0 - t) W_{\mathrm{d}}^{U,V}(\mathbf{x}, t, t_0). \tag{11.26}$$

Vice versa, by combining equations (11.22) and (11.26), we can express $W_{\mathrm{d}}^{U,V}(\mathbf{x}, t, t_0)$ in terms of the Green's function and its acausal version, according to

$$W_{\mathrm{d}}^{U,V}(\mathbf{x}, t, t_0) = \mathcal{G}^a(\mathbf{x}, \mathbf{0}, t, t_0) - \mathcal{G}(\mathbf{x}, \mathbf{0}, t, t_0). \tag{11.27}$$

Using equations (11.18), (11.20) and (11.21), the other components of the propagator matrix $\mathbf{W}_{\mathrm{d}}(\mathbf{x}, t, t_0)$ can also be expressed in terms of the Green's function and its acausal version.

Note that the simple relations between the Green's function and the propagator matrix derived here are specific for a homogeneous time-dependent medium. They cannot be translated to the situation of an inhomogeneous time-independent medium by an exchange of space- and time-coordinates because the causality conditions for the Green's function are the same for both types of medium [25].

12. Conclusions

We discussed fundamental aspects of wave propagation and scattering in two-dimensional homogeneous time-dependent materials, using a unified notation which simultaneously captures electromagnetic, acoustic and elastodynamic shear waves. We reviewed transmission and reflection of a plane wave that is incident on a time boundary. Due to causality, the

Downloaded from https://royalsocietypublishing.org/ on 05 February 2025

transmitted and reflected waves both exist only after the time boundary. The net field-momentum density is conserved over a time boundary, but the net power-flux density is not.

We reviewed the Green's function of a time-dependent material, being the causal response to an impulsive point source. For the special case of a single time boundary, the reflected part of the Green's function after the time boundary propagates back and focuses at the position of the original source. Subsequently, the focus acts as a virtual source for a wave field with opposite amplitude.

We discussed propagation invariants (i.e. time-independent quantities) for homogeneous, piecewise continuous time-dependent materials. The net field-momentum density is a special case of a propagation invariant: it is conserved not only over time boundaries (as mentioned above), but also in the continuously varying material between the time boundaries. More general propagation invariants have been formulated for specific combinations of wave fields in two mutually independent states. These propagation invariants form the basis for general reciprocity theorems of the space-convolution type and of the space-correlation type for homogeneous, piecewise continuous time-dependent materials.

We used the reciprocity theorem of the space-convolution type to derive a source-receiver reciprocity relation for the Green's function of a time-dependent material: the causal Green's function between a source at t_B and a receiver at t_A is identical to the *acausal* Green's function between a sink at t_A and a receiver at t_B. We also used the reciprocity theorem of the space-convolution type to derive a general wave-field representation for a homogeneous time-dependent material. Similar to its counterpart for an inhomogeneous time-independent material, it forms the basis for the analysis of wave scattering problems. As an example, we used this representation to quantitatively explain the behaviour of the Green's function after a single time boundary. We used the reciprocity theorem of the space-correlation type to derive a representation for Green's function retrieval from passive measurements in a homogeneous, piecewise continuous time-dependent material. Finally, we formulated a matrix-vector wave equation for time-dependent materials and used this as a basis for deriving a propagator matrix, its symmetry properties and its relation with the causal and acausal Green's functions.

We restricted the analysis in this article to two-dimensional homogeneous time-dependent materials. For acoustic waves (row 3 in table 1), almost all expressions in this article remain valid for three-dimensional homogeneous time-dependent materials when the vectors $\mathbf{V}$, $\mathbf{Q}$, $\mathbf{b}$, $\mathbf{x}$, $\mathbf{k}$ and ∇ are extended with a y-component and all integrals over $\mathbb{R}^2$ are replaced by integrals over $\mathbb{R}^3$. Only the right-hand side of equation (4.6) needs to be replaced by $\alpha\delta(t - t_0 - |\mathbf{x} - \mathbf{x}_0|/c)/4\pi|\mathbf{x} - \mathbf{x}_0|$ (and similar replacements should be made in equation (B3)). For electromagnetic and elastodynamic waves the extension to three dimensions is more involved and should be derived from multicomponent equations, such as those given by references [20,21]. This is left for future research.

The analysis of wave propagation and scattering in materials that are simultaneously space- and time-dependent is not straightforward. Whereas effective medium theory can be used for periodic small-scale space-time variations [32,37,39–41], the treatment of general piecewise continuous materials with mixed space-time boundaries and arbitrary varying space-time materials between these boundaries is more complex. One of the reasons is that P and $\mathbf{Q}$ are the preferred wave field quantities to be analysed at space boundaries and in space-dependent regions (case ii in §2), whereas U and $\mathbf{V}$ are the preferred quantities at time boundaries and in time-dependent regions (case iii in §2). Many special situations are discussed in the literature. For example, reference [23] discusses how to model scattering at a mixed space-time boundary, reference [8] shows how multiple distinct space and time boundaries can be used to control frequency conversion and reference [24] discusses the design of an acoustic space-time material (with distinct space and time boundaries) which computes its own inverse. A fundamental treatment of wave propagation and scattering in arbitrary space-time materials remains subject to further research.

Downloaded from https://royalsocietypublishing.org/ on 05 February 2025

Data accessibility. Links to movies associated with figures 1, 3 and 4 and a matlab-code to reproduce the figures and movies can be found on [87] in the directory .../timematerial.

Declaration of AI use. We have not used AI-assisted technologies in creating this article.

Authors' contributions. K.W.: conceptualization, methodology, writing - original draft.

Conflict of interest declaration. We declare we have no competing interests.

Funding. No funding has been received for this article.

Acknowledgements. The author thanks Johannes Aichele and Dirk-Jan van Manen for the inspiring discussions about waves in time-dependent materials. The constructive comments of the three referees are much appreciated and helped to improve the clarity of the article.

Appendix A. Inverse Fourier transform of wave-vector time domain Green's function

We evaluate the inverse Fourier transform of $\check{\mathcal{G}}(\mathbf{k}, \mathbf{x}_0, t, t_0)$, defined in equation (5.10). Using equation (5.2), we write

$$\begin{aligned}\mathcal{G}(\mathbf{x}, \mathbf{x}_0, t, t_0) &= \frac{1}{4\pi^2}\int_{\mathbb{R}^2}\check{\mathcal{G}}(\mathbf{k}, \mathbf{x}_0, t, t_0)\exp(i\mathbf{k}\cdot\mathbf{x})\mathrm{d}\mathbf{k}\\ &= \frac{H(\Delta t)}{4\pi^2\eta}\int_{\mathbb{R}^2}\frac{\sin(k_r c\Delta t)}{k_r}\exp(i\mathbf{k}\cdot\Delta\mathbf{x})\mathrm{d}\mathbf{k},\end{aligned} \tag{A 1}$$

with $\Delta t = t - t_0$, $k_r = |\mathbf{k}|$ and $\Delta\mathbf{x} = \mathbf{x} - \mathbf{x}_0$. Defining polar coordinates $\mathbf{k} = k_r(\cos\theta, \sin\theta)$ and $\Delta\mathbf{x} = r(\cos\phi, \sin\phi)$, with $r = |\Delta\mathbf{x}|$, we have $\mathbf{k}\cdot\Delta\mathbf{x} = k_r r\cos(\theta - \phi)$ and $\mathrm{d}\mathbf{k} = k_r\mathrm{d}k_r\mathrm{d}\theta$, hence

$$\mathcal{G}(\mathbf{x}, \mathbf{x}_0, t, t_0) = \frac{H(\Delta t)}{2\pi\eta}\int_0^\infty \mathrm{d}k_r\sin(k_r c\Delta t)\frac{1}{2\pi}\int_0^{2\pi}\exp(ik_r r\cos(\theta-\phi))\mathrm{d}\theta\,. \tag{A 2}$$

The integral over θ is independent of ϕ, so we may choose $\phi = 0$. Furthermore, this integral from 0 to 2π is twice the real part of the integral from 0 to π. Hence,

$$\mathcal{G}(\mathbf{x}, \mathbf{x}_0, t, t_0) = \frac{H(\Delta t)}{2\pi\eta}\int_0^\infty \mathrm{d}k_r\sin(k_r c\Delta t)\frac{1}{\pi}\int_0^{\pi}\cos(k_r r\cos\theta)\mathrm{d}\theta\,. \tag{A 3}$$

Using the definition of the Bessel function J_0 in equation (9.1.18) of [88], we obtain

$$\mathcal{G}(\mathbf{x}, \mathbf{x}_0, t, t_0) = \frac{H(\Delta t)}{2\pi\eta}\int_0^\infty \sin(k_r c\Delta t)J_0(k_r r)\mathrm{d}k_r\,. \tag{A 4}$$

Finally, using equation (6.671–7) of [89] and the definitions of Δt and r given below equation (A 1) yields

$$\mathcal{G}(\mathbf{x}, \mathbf{x}_0, t, t_0) = \frac{1}{2\pi\beta c^2}\frac{H\left(t - t_0 - \frac{|\mathbf{x}-\mathbf{x}_0|}{c}\right)}{\sqrt{(t-t_0)^2 - \frac{|\mathbf{x}-\mathbf{x}_0|^2}{c^2}}}\,. \tag{A 5}$$

Appendix B. Propagator matrix for a time-independent slab

For the special case of a time-independent slab between t_{n-1} and t_n, with parameters α_n and β_n, the solution of equation (11.6), with initial condition (11.7) (with t_0 replaced by t_{n-1} and t by t_n), reads

$$\check{\mathbf{W}}_{\mathrm{d}}(\mathbf{k}, t_n, t_{n-1}) = \begin{pmatrix}\cos(|\mathbf{k}|c_n\Delta t_n) & -\frac{1}{\eta_n|\mathbf{k}|}\sin(|\mathbf{k}|c_n\Delta t_n)\\ \eta_n|\mathbf{k}|\sin(|\mathbf{k}|c_n\Delta t_n) & \cos(|\mathbf{k}|c_n\Delta t_n)\end{pmatrix}, \tag{B 1}$$

Downloaded from https://royalsocietypublishing.org/ on 05 February 2025

with $c_n = 1/\sqrt{\alpha_n \beta_n}$, $\eta_n = \beta_n c_n$ and $\Delta t_n = t_n - t_{n-1}$. Note that the upper-right component can, according to the Fourier transform of equation (11.27), be expressed as

$$\check{W}_{\mathrm{d}}^{U,V}(\mathbf{k}, t_n, t_{n-1}) = \check{\mathcal{G}}^{a}(\mathbf{k}, \mathbf{0}, t_n, t_{n-1}) - \check{\mathcal{G}}(\mathbf{k}, \mathbf{0}, t_n, t_{n-1}), \quad \text{(B 2)} \tag{B 2}$$

with $\check{\mathcal{G}}(\mathbf{k}, \mathbf{0}, t_n, t_{n-1})$ given in equation (5.10) for $\mathbf{x}_0 = \mathbf{0}$, $t_0 = t_{n-1}$ and $t = t_n$. Similarly, we obtain an explicit expression for $W_{\mathrm{d}}^{U,V}(\mathbf{x}, t_n, t_{n-1})$ in the space-time domain by substituting equation (A 5) for $\mathbf{x}_0 = \mathbf{0}$ into equation (11.27), using equation (7.5). This gives

$$\begin{aligned} W_{\mathrm{d}}^{U,V}(\mathbf{x}, t_n, t_{n-1}) &= \mathcal{G}(\mathbf{x}, \mathbf{0}, t_{n-1}, t_n) - \mathcal{G}(\mathbf{x}, \mathbf{0}, t_n, t_{n-1}) \\ &= \frac{1}{2\pi\beta_n c_n^2} \frac{H(-\Delta t_n - |\mathbf{x}|/c_n) - H(\Delta t_n - |\mathbf{x}|/c)}{\sqrt{\Delta t_n^2 - |\mathbf{x}|^2/c_n^2}}. \end{aligned} \tag{B 3}$$

Explicit expressions for the other components of $\mathbf{W}_{\mathrm{d}}(\mathbf{x}, t_n, t_{n-1})$ follow by substituting equation (B 3) into equations (11.18), (11.20) and (11.21), with t_0 and t replaced by t_{n-1} and t_n, respectively.

References

1. Morgenthaler FR. 1958 Velocity Modulation of Electromagnetic Waves. *IRE Trans. Microw. Theory Tech.* **6**, 167–172. (doi:10.1109/tmtt.1958.1124533)
2. Jiang CL. 1975 Wave propagation and dipole radiation in a suddenly created plasma. *IEEE Trans. Antennas Propag.* **23**, 83–90. (doi:10.1109/TAP.1975.1141007)
3. Caloz C, Deck-Léger ZL. 2020 Spacetime Metamaterials—Part I: General Concepts. *IEEE Trans. Antennas Propag.* **68**, 1569–1582. (doi:10.1109/tap.2019.2944225)
4. Koutserimpas TT, Fleury R. 2018 Electromagnetic Waves in a Time Periodic Medium With Step-Varying Refractive Index. *IEEE Trans. Antennas Propag.* **66**, 5300–5307. (doi:10.1109/tap.2018.2858200)
5. Mounaix M, Fontaine NK, Neilson DT, Ryf R, Chen H, Alvarado-Zacarias JC, Carpenter J. 2020 Time reversed optical waves by arbitrary vector spatiotemporal field generation. *Nat. Commun.* **11**, 5813. (doi:10.1038/s41467-020-19601-3)
6. Ramaccia D, Toscano A, Bilotti F. 2020 Light propagation through metamaterial temporal slabs: reflection, refraction, and special cases. *Opt. Lett.* **45**, 5836-5839. (doi:10.1364/ol.402856)
7. Garnier J. 2021 Wave Propagation in Periodic and Random Time-Dependent Media. *Multiscale Model. Simul.* **19**, 1190–1211. (doi:10.1137/20m1377734)
8. Apffel B, Fort E. 2022 Frequency Conversion Cascade by Crossing Multiple Space and Time Interfaces. *Phys. Rev. Lett.* **128**, 064501. (doi:10.1103/physrevlett.128.064501)
9. Moussa H, Xu G, Yin S, Galiffi E, Ra'di Y, Alù A. 2023 Observation of temporal reflection and broadband frequency translation at photonic time interfaces. *Nat. Phys.* **19**, 863–868. (doi:10.1038/s41567-023-01975-y)
10. Ptitcyn G, Mirmoosa MS, Sotoodehfar A, Tretyakov SA. 2023 A Tutorial on the Basics of Time-Varying Electromagnetic Systems and Circuits: Historic overview and basic concepts of time-modulation. *IEEE Antennas Propag. Mag.* **65**, 10–20. (doi:10.1109/map.2023.3261601)
11. Bacot V, Labousse M, Eddi A, Fink M, Fort E. 2016 Time reversal and holography with spacetime transformations. *Nat. Phys.* **12**, 972–977. (doi:10.1038/nphys3810)
12. Fink M, Fort E. 2017 From the time-reversal mirror to the instantaneous time mirror. *Eur. Phys. J. Spec. Top.* **226**, 1477–1486. (doi:10.1140/epjst/e2016-60258-8)
13. Bal G, Fink M, Pinaud O. 2019 Time-Reversal by Time-Dependent Perturbations. *SIAM J. Appl. Math.* **79**, 754–780. (doi:10.1137/18m1216894)
14. Peng D, Fan Y, Liu R, Guo X, Wang S. 2020 Time-reversed water waves generated from an instantaneous time mirror. *J. Phys. Commun.* **4**, 105013. (doi:10.1088/2399-6528/abc394)
15. Hidalgo-Caballero S *et al.* 2023 Damping-Driven Time Reversal for Waves. *Phys. Rev. Lett.* **130**, 087201. (doi:10.1103/physrevlett.130.087201)

Downloaded from https://royalsocietypublishing.org/ on 05 February 2025

16. Innanen KA. 2018 Potential monitoring applications of seismic reflections from time and mixed space/time boundaries. In *SEG Expanded Abstracts*, pp. 3868–3872. Tulsa: Society of Exploration Geophysicists. (doi:10.1190/segam2018-2998442.1)
17. Huang X, Wu RS, Zhang P, Ye W, Jakobsen M. 2022 Inverse scattering theory: Time-dependent perturbation theory for wave scattering in time varying media. In *IMAGE Expanded Abstracts*, pp. 3146–3150. Tulsa: SEG. (doi:10.1190/image2022-3740290.1)
18. Mendonça JT, Shukla PK. 2002 Time Refraction and Time Reflection: Two Basic Concepts. *Phys. Scr.* **65**, 160–163. (doi:10.1238/physica.regular.065a00160)
19. Xiao Y, Maywar DN, Agrawal GP. 2014 Reflection and transmission of electromagnetic waves at a temporal boundary. *Opt. Lett.* **39**, 574-577. (doi:10.1364/ol.39.000574)
20. de Hoop AT, Lager IE. 2014 Closed-form analytic expressions for the pulsed-source radiated electromagnetic field in a class of media with time-varying wave speed. *Wave Motion* **51**, 418–424. (doi:10.1016/j.wavemoti.2013.11.004)
21. Salem MA, Caloz C. 2015 Space-time cross-mapping and application to wave scattering (doi:10.48550/arXiv.1504.02012)
22. Torrent D, Parnell WJ, Norris AN. 2018 Loss compensation in time-dependent elastic metamaterials. *Phys. Rev. B* **97**, 014105. (doi:10.1103/physrevb.97.014105)
23. Caloz C, Deck-Léger ZL. 2020 Spacetime Metamaterials—Part II: Theory and Applications. *IEEE Trans. Antennas Propag.* **68**, 1583–1598. (doi:10.1109/tap.2019.2944216)
24. van Manen DJ, Aichele J, Müller J, Serra-Garcia M, Wapenaar K. 2024 On acoustic space-time media that compute their own inverse (doi:10.48550/arXiv.2406.15203)
25. Wapenaar K, Aichele J, van Manen DJ. 2024 Waves in space-dependent and time-dependent materials: A systematic comparison. *Wave Motion* **130**, 103374. (doi:10.1016/j.wavemoti.2024.103374)
26. Carcione JM, Cavallini F. 1995 On the acoustic-electromagnetic analogy. *Wave Motion* **21**, 149–162. (doi:10.1016/0165-2125(94)00047-9)
27. de Hoop AT. 1995 *Handbook of radiation and scattering of waves*. London: Academic Press.
28. Wapenaar CPA, Dillen MWP, Fokkema JT. 2001 Reciprocity theorems for electromagnetic or acoustic one-way wave fields in dissipative inhomogeneous media. *Radio Sci.* **36**, 851–863. (doi:10.1029/2000rs002394)
29. Carcione JM. 2022 The acoustic-electromagnetic analogy. In *Wave fields in real media*, pp. 513–615. Elsevier. (doi:10.1016/b978-0-32-398343-3.00017-9)
30. Burns L, Bliokh KY, Nori F, Dressel J. 2020 Acoustic versus electromagnetic field theory: scalar, vector, spinor representations and the emergence of acoustic spin. *New J. Phys.* **22**, 053050. (doi:10.1088/1367-2630/ab7f91)
31. Landau LD, Lifshitz EM. 1984 The electromagnetic wave equations. In *Electrodynamics of continuous media*, pp. 257–289. Oxford: Pergamon. (doi:10.1016/B978-0-08-030275-1.50015-1)
32. Nassar H, Xu XC, Norris AN, Huang GL. 2017 Modulated phononic crystals: Non-reciprocal wave propagation and Willis materials. *J. Mech. Phys. Solids* **101**, 10–29. (doi:10.1016/j.jmps.2017.01.010)
33. Ammari H, Cao J, Hiltunen EO, Rueff L. 2024 Scattering from time-modulated subwavelength resonators. *Proc. R. Soc. A* **480**, 20240177. (doi:10.1098/rspa.2024.0177)
34. Lurie KA. 2017 *An introduction to the mathematical theory of dynamic materials*. Cham (Switzerland): Springer. (doi:10.1007/978-3-319-65346-4)
35. Willis JR. 2011 Effective constitutive relations for waves in composites and metamaterials. *Proc. R. Soc. A* **467**, 1865–1879. (doi:10.1098/rspa.2010.0620)
36. Willis JR. 2012 The construction of effective relations for waves in a composite. *Comptes Rendus Mécanique* **340**, 181–192. (doi:10.1016/j.crme.2012.02.001)
37. Trainiti G, Ruzzene M. 2016 Non-reciprocal elastic wave propagation in spatiotemporal periodic structures. *New J. Phys.* **18**, 083047. (doi:10.1088/1367-2630/18/8/083047)
38. Haberman MR, Guild MD. 2016 Acoustic metamaterials. *Phys. Today* **69**, 42–48. (doi:10.1063/pt.3.3198)
39. Nassar H, Chen H, Norris AN, Haberman MR, Huang GL. 2017 Non-reciprocal wave propagation in modulated elastic metamaterials. *Proc. R. Soc. A* **473**, 20170188. (doi:10.1098/rspa.2017.0188)

Downloaded from https://royalsocietypublishing.org/ on 05 February 2025

40. Goldsberry BM, Wallen SP, Haberman MR. 2019 Non-reciprocal wave propagation in mechanically-modulated continuous elastic metamaterials. *J. Acoust. Soc. Am.* **146**, 782–788. (doi:10.1121/1.5115019)
41. Sotoodehfar A, Boshgazi S, Memarian M, Rejaei B, Mehrany K. 2023 Investigating non-reciprocity in time-periodic media using a perturbative approach. *Opt. Express* **31**, 12534–12548. (doi:10.1364/oe.476913)
42. Zurita-Sánchez JR, Halevi P, Cervantes-González JC. 2009 Reflection and transmission of a wave incident on a slab with a time-periodic dielectric function $\epsilon(t)$. *Phys. Rev. A*79, 053821. (doi:10.1103/physreva.79.053821)
43. Feynman R, Leighton R, Sands M. 1963 *The Feynman lectures on physics*. vol. **II**. San Francisco: Pearson Addison Wesley.
44. Morse PM, Feshbach H. 1953 *Methods of theoretical physics*. vol. **I**. New York: McGraw-Hill.
45. Bleistein N. 1984 The Helmholtz equation and other elliptic equations. In *Mathematical methods for wave phenomena*, pp. 164–203. Orlando: Academic Press. (doi:10.1016/b978-0-08-091695-8.50011-X)
46. Haines AJ. 1988 Multi-Source, Multi-Receiver Synthetic Seismograms For Laterally Heterogeneous Media Using F-K Domain Propagators. *Geophys. J. Int.* **95**, 237–260. (doi:10.1111/j.1365-246x.1988.tb00465.x)
47. Kennett BLN, Koketsu K, Haines AJ. 1990 Propagation invariants, reflection and transmission in anisotropic, laterally heterogeneous media. *Geophys. J. Int.* **103**, 95–101. (doi:10.1111/j.1365-246x.1990.tb01755.x)
48. Koketsu K, Kennett BLN, Takenaka H. 1991 2-D reflectivity method and synthetic seismograms for irregularly layered structures - II. Invariant embedding approach. *Geophys. J. Int.* **105**, 119–130. (doi:10.1111/j.1365-246x.1991.tb03448.x)
49. Takenaka H, Kennett BLN, Koketsu K. 1993 The integral operator representation of propagation invariants for elastic waves in irregularly layered media. *Wave Motion* **17**, 299–317. (doi:10.1016/0165-2125(93)90010-d)
50. Wapenaar K, Thorbecke J, Draganov D. 2004 Relations between reflection and transmission responses of three-dimensional inhomogeneous media. *Geophys. J. Int.* **156**, 179–194. (doi:10.1111/j.1365-246x.2003.02152.x)
51. Rayleigh JWS. 1878 *The theory of sound*. vol. **II**. New York: Dover Publications, Inc. (Reprint 1945).
52. Lorentz HA. 1895 The theorem of Poynting concerning the energy in the electromagnetic field and two general propositions concerning the propagation of light. *Versl Afd Natuurkd K Akad Wet* **4**, 176–187.
53. Knopoff L, Gangi AF. 1959 Seismic reciprocity. *Geophysics* **24**, 681–691. (doi:10.1190/1.1438647)
54. de Hoop AT. 1966 An elastodynamic reciprocity theorem for linear, viscoelastic media. *Appl. Sci. Res.* **16**, 39–45. (doi:10.1007/bf00384053)
55. Fokkema JT, van den Berg PM. 1993 Reciprocity Theorems. In *Seismic applications of acoustic reciprocity*, pp. 95–105. Amsterdam: Elsevier. (doi:10.1016/b978-0-444-89044-3.50010-6)
56. Bojarski NN. 1983 Generalized reaction principles and reciprocity theorems for the wave equations, and the relationship between the time-advanced and time-retarded fields. *J. Acoust. Soc. Am.* **74**, 281–285. (doi:10.1121/1.389721)
57. Knopoff L. 1956 Diffraction of Elastic Waves. *J. Acoust. Soc. Am.* **28**, 217–229. (doi:10.1121/1.1908247)
58. de Hoop AT. 1958 Representation theorems for the displacement in an elastic solid and their applications to elastodynamic diffraction theory. PhD thesis, [Delft]: Delft University of Technology.
59. Gangi AF. 1970 A derivation of the seismic representation theorem using seismic reciprocity. *J. Geophys. Res.* **75**, 2088–2095. (doi:10.1029/jb075i011p02088)
60. Pao YH, Varatharajulu V. 1976 Huygens' principle, radiation conditions and integral formulations for the scattering of elastic waves. *J. Acoust. Soc. Am.* **59**, 1361–1371. (doi:10.1121/1.381022)

Downloaded from https://royalsocietypublishing.org/ on 05 February 2025

61. Berkhout AJ. 1985 Properties of the Kirchhoff integral. In *Seismic migration: imaging of acoustic energy by wave field extrapolation. A. Theoretical aspects*, pp. 117–149. Amsterdam: Elsevier. (doi:10.1016/B978-0-444-42130-2.50012-9)
62. Frazer LN, Sen MK. 1985 Kirchhoff-Helmholtz reflection seismograms in a laterally inhomogeneous multi-layered elastic medium - I. Theory. *Geophys. J. R. astr. Soc.* **80**, 121–147. (doi:10.1111/j.1365-246x.1985.tb05081.x)
63. Druzhinin A, Pedersen H, Campillo M, Kim W. 1998 Elastic Kirchhoff-Helmholtz Synthetic Seismograms. *Pure Appl. Geophys.* **151**, 17–45. (doi:10.1007/s000240050103)
64. Tygel M, Schleicher J, Santos LT, Hubral P. 2000 An asymptotic inverse to the Kirchhoff-Helmholtz integral. *Inverse Probl.* **16**, 425–445. (doi:10.1088/0266-5611/16/2/311)
65. Weaver RL, Lobkis OI. 2001 Ultrasonics without a Source: Thermal Fluctuation Correlations at MHz Frequencies. *Phys. Rev. Lett.* **87**, 134301. (doi:10.1103/physrevlett.87.134301)
66. Campillo M, Paul A. 2003 Long-Range Correlations in the Diffuse Seismic Coda. *Science* **299**, 547–549. (doi:10.1126/science.1078551)
67. Wapenaar K. 2003 Synthesis of an inhomogeneous medium from its acoustic transmission response. *Geophysics* **68**, 1756–1759. (doi:10.1190/1.1620649)
68. Snieder R. 2004 Extracting the Green's function from the correlation of coda waves: A derivation based on stationary phase. *Phys. Rev. E* **69**, 046610. (doi:10.1103/physreve.69.046610)
69. Malcolm AE, Scales JA, van Tiggelen BA. 2004 Extracting the Green function from diffuse, equipartitioned waves. *Phys. Rev. E* **70**, 015601(R). (doi:10.1103/physreve.70.015601)
70. Roux P, Kuperman WA,the NPAL Group.2004 Extracting coherent wave fronts from acoustic ambient noise in the ocean. *J. Acoust. Soc. Am* **116**, 1995–2003. (doi:10.1121/1.1797754)
71. Haney MM. 2009 Infrasonic ambient noise interferometry from correlations of microbaroms. *Geophys. Res. Lett.* **36**, L19808. (doi:10.1029/2009gl040179)
72. Sabra KG, Conti S, Roux P, Kuperman WA. 2007 Passive *in vivo* elastography from skeletal muscle noise. *Appl. Phys. Lett.* **90**, 194101. (doi:10.1063/1.2737358)
73. Wapenaar K, Fokkema J. 2006 Green's function representations for seismic interferometry. *Geophysics* **71**, SI33–SI46. (doi:10.1190/1.2213955)
74. Pacheco-Peña V, Engheta N. 2020 Effective medium concept in temporal metamaterials. *Nanophotonics* **9**, 379–391. (doi:10.1515/nanoph-2019-0305)
75. Corones J. 1975 Bremmer series that correct parabolic approximations. *J. Math. Anal. Appl.* **50**, 361–372. (doi:10.1016/0022-247x(75)90029-3)
76. Kosloff DD, Baysal E. 1983 Migration with the full acoustic wave equation. *Geophysics* **48**, 677–687. (doi:10.1190/1.1441498)
77. Fishman L, McCoy JJ. 1984 Derivation and application of extended parabolic wave theories. I. The factorized Helmholtz equation. *J. Math. Phys.* **25**, 285–296. (doi:10.1063/1.526149)
78. Ursin B. 1983 Review of elastic and electromagnetic wave propagation in horizontally layered media. *Geophysics* **48**, 1063–1081. (doi:10.1190/1.1441529)
79. Wapenaar CPA, Berkhout AJ. 1986 Wave-field extrapolation techniques for inhomogeneous media which include critical angle events. Part II: Methods using the two-way wave equation. *Geophys. Prospect.* **34**, 147–179. (doi:10.1111/j.1365-2478.1986.tb00461.x)
80. Løseth LO, Ursin B. 2007 Electromagnetic fields in planarly layered anisotropic media. *Geophys. J. Int.* **170**, 44–80. (doi:10.1111/j.1365-246x.2007.03390.x)
81. Thomson WT. 1950 Transmission of Elastic Waves through a Stratified Solid Medium. *J. Appl. Phys.* **21**, 89–93. (doi:10.1063/1.1699629)
82. Haskell NA. 1953 The dispersion of surface waves on multilayered media. *Bull. Seism. Soc. Am.* **43**, 17–34. (doi:10.1029/sp030p0086)
83. Gilbert F, Backus GE. 1966 Propagator matrices in elastic wave and vibration problems. *Geophysics* **31**, 326–332. (doi:10.1190/1.1439771)
84. Kennett BLN. 1983 *Seismic wave propagation in stratified media*. Cambridge: Cambridge University Press.
85. Kennett BLN. 1972 Seismic Waves in Laterally Inhomogeneous Media. *Geophys. J. R. astr. Soc.* **27**, 301–325. (doi:10.1111/j.1365-246x.1972.tb06095.x)
86. Woodhouse JH. 1974 Surface Waves in a Laterally Varying Layered Structure. *Geophys. J. R. astr. Soc.* **37**, 461–490. (doi:10.1111/j.1365-246x.1974.tb04098.x)

87. GitLab. GeophysicsDelft. See https://gitlab.com/geophysicsdelft/OpenSource.
88. Abramowitz M, Stegun IA. 1970 *Handbook of mathematical functions*. New York: Dover Publications, Inc.
89. Gradshteyn IS, Ryzhik IM. 1980 Definite integrals of special functions. In *Table of integrals, series, and products*, pp. 635–903. San Diego: Academic Press. (doi:10.1016/b978-0-12-294760-5.50019-2)

Downloaded from https://royalsocietypublishing.org/ on 05 February 2025