

First-principles study of exchange interactions of yttrium iron garnet

Xie, Li Shan; Jin, Guang Xi; He, Lixin; Bauer, Gerrit E.W.; Barker, Joseph; Xia, Ke

DOI

[10.1103/PhysRevB.95.014423](https://doi.org/10.1103/PhysRevB.95.014423)

Publication date

2017

Document Version

Final published version

Published in

Physical Review B (Condensed Matter and Materials Physics)

Citation (APA)

Xie, L. S., Jin, G. X., He, L., Bauer, G. E. W., Barker, J., & Xia, K. (2017). First-principles study of exchange interactions of yttrium iron garnet. *Physical Review B (Condensed Matter and Materials Physics)*, 95(1), Article 014423. <https://doi.org/10.1103/PhysRevB.95.014423>

Important note

To cite this publication, please use the final published version (if applicable).
Please check the document version above.

Copyright

Other than for strictly personal use, it is not permitted to download, forward or distribute the text or part of it, without the consent of the author(s) and/or copyright holder(s), unless the work is under an open content license such as Creative Commons.

Takedown policy

Please contact us and provide details if you believe this document breaches copyrights.
We will remove access to the work immediately and investigate your claim.

First-principles study of exchange interactions of yttrium iron garnet

Li-Shan Xie,¹ Guang-Xi Jin,² Lixin He,² Gerrit E. W. Bauer,^{3,4,5} Joseph Barker,³ and Ke Xia¹

¹The Center for Advanced Quantum Studies and Department of Physics, Beijing Normal University, Beijing 100875, China

²Key Laboratory of Quantum Information, University of Science and Technology of China, Hefei 230026, China

³Institute for Materials Research, Tohoku University, Sendai 980-8577, Japan

⁴WPI Advanced Institute for Materials Research, Tohoku University, Sendai 980-8577, Japan

⁵Kavli Institute of NanoScience, Delft University of Technology, 2628 CJ Delft, The Netherlands

(Received 15 November 2016; published 19 January 2017)

Yttrium iron garnet is the ubiquitous magnetic insulator used for studying pure spin currents. The exchange constants reported in the literature vary considerably between different experiments and fitting procedures. Here we calculate them from first principles. The local Coulomb correction ($U - J$) of density-functional theory is chosen such that the parametrized spin model reproduces the experimental Curie temperature and a large electronic band gap, ensuring an insulating phase. The magnon spectrum calculated with our parameters agrees reasonably well with that measured by neutron scattering. A residual disagreement about the frequencies of optical modes indicates the limits of the present methodology.

DOI: [10.1103/PhysRevB.95.014423](https://doi.org/10.1103/PhysRevB.95.014423)

I. INTRODUCTION

Yttrium iron garnet ($\text{Y}_3\text{Fe}_5\text{O}_{12}$, YIG) is a ferrimagnetic insulator of particular significance due to its uniquely low magnetic damping and relatively high Curie temperature (~ 570 K). There has been a recent resurgence in interest after Kajiwara *et al.* [1] electrically injected spin waves into YIG and detected (by the inverse spin Hall effect) their transmission over macroscopic distances of 1 mm. Short-wavelength spin waves excited electrically [2] or thermally [3] can also diffuse over distances of 40 μm , even at room temperature, demonstrating the potential of using spin waves as information carriers in spintronic applications. The spin Seebeck effect (SSE) in YIG [4,5] also garners attention in the field known as spin caloritronics [6]. Recent results on the SSE in the related garnet gadolinium-iron garnet [7] illustrate the importance of understanding the many mode spin-wave spectrum [8].

Most experiments on YIG are interpreted in terms of a single magnon band with parabolic dispersion and a single exchange or spin-wave stiffness parameter. However, the magnetic primitive cell contains 20 Fe moments and gives a complicated spin-wave spectrum with many modes in the THz range [9]. The quantitative quality of Heisenberg spin models of YIG [10] relies on the accuracy of the derived parameters, such as exchange constants and magnetic moments. Through several decades of literature there is a plethora of suggested exchange constants for YIG. All are either deduced from macroscopic measurements such as calorimetry or are fitted to the neutron-scattering data by Plant from 1977 [11]. The triple axis inelastic neutron scattering only resolved 3 of the 20 spin-wave branches, which has led to quite a spread in exchange parameter. The limited experimental data are insufficient to uniquely fit the exchange parameters. Moreover, the spin-wave spectrum of YIG is anomalously sensitive to small changes in the exchange constants. Small changes in the exchange parameters appear to give dramatically different spectra. Here we employ computational material science to improve this unsatisfactory situation.

Different *ab initio* techniques can be employed to deduce Heisenberg exchange parameters. Within density-functional

theory (DFT) the Heisenberg Hamiltonian can be fitted to the calculated total energy to identify the coupling constants. There are two common methods of doing this. In the “real-space” method, the total energy of a set of collinear spin configurations (SCs) with spin flips on different sites is mapped onto the Hamiltonian [12,13]. The alternative method is to compute the spin-wave stiffness from the total energy of spin spirals by varying the pitch [14]. For simple, one component systems such as Fe, Co, and Ni, both approaches give a good agreement between themselves and also with experimental data [15,16]. Here we have chosen to use the real-space method with collinear spin configurations due to the simplicity of implementation when treating the complex crystal structure of YIG.

YIG belongs to the cubic centrosymmetric space group $Ia\bar{3}d$ [17,18]. The primitive bcc unit cell contains 80 atoms. One eighth of it is shown in Fig. 1(a). The magnetic structure as determined by neutron-diffraction measurements [19] confirms that the spins of the Fe^{O} and Fe^{T} ions are locked into an antiparallel configuration. There is a net magnetization because of the 2:3 ratio of Fe^{O} to Fe^{T} sites in the unit cell, hence YIG is a ferrimagnet.

As a magnetically soft insulator, the magnetism in YIG can be well described by the Heisenberg model

$$E_{\text{tot}} = E_0 - \frac{1}{2} \sum_{i \neq j} J_{ij} \mathbf{S}_i \cdot \mathbf{S}_j, \quad (1)$$

where E_0 is the total energy excluding spin-spin interactions and \mathbf{S}_i is a classical spin vector (of unit length) of the i th Fe atom. The exchange interaction J_{ij} is usually considered to be short ranged, but in principle the index is summed over all spins in the crystal. We initially consider only nearest-neighbor (NN) exchange interactions (as done by most previous works); hence there are three independent exchange constants, J_{aa} , J_{dd} , and J_{ad} covering inter- and intrasublattice interactions as indicated in Fig. 1(b). Comparing the energy of the model Hamiltonian (1) with the total energy calculated *ab initio* for different spin configurations which should be degenerate in energy, we find unacceptably large energy differences (~ 2 meV) when

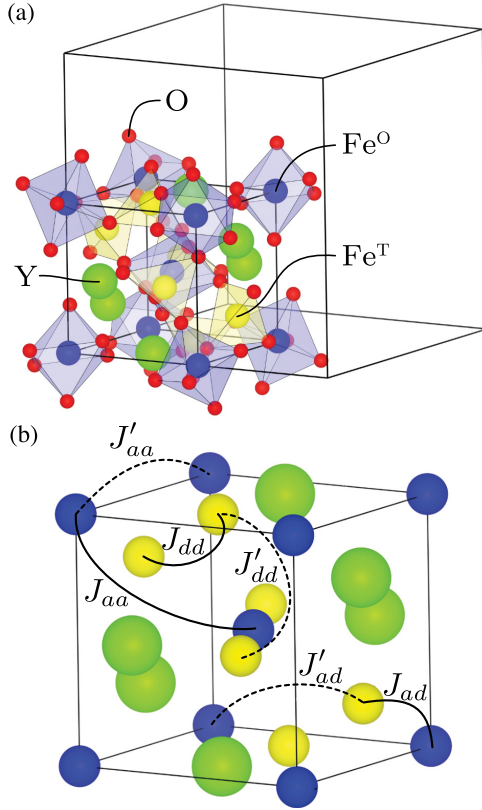


FIG. 1. (a) 1/8 of the YIG unit cell. The dodecahedrally coordinated Y ions (green) occupy the 24c Wyckoff sites, the octahedrally coordinated Fe^{O} ions (blue) occupy the 16a sites, and the tetrahedrally coordinated Fe^{T} ions (yellow) occupy the 24d sites. The oxygen (red) 96h sites are not confined by symmetry, while all cation sites are on special crystallographic positions. (b) The solid and dashed lines denote the nearest- and next-nearest-neighbor exchange interactions. The subscripts *aa*, *dd*, and *ad* stand for the $\text{Fe}^{\text{O}}\text{-Fe}^{\text{O}}$, $\text{Fe}^{\text{T}}\text{-Fe}^{\text{T}}$, and $\text{Fe}^{\text{O}}\text{-Fe}^{\text{T}}$ interactions, respectively.

only including NN interactions. Therefore, later in this paper we extend the model to include also next-nearest-neighbor (NNN) exchange interactions parametrized by three more exchange constants J'_{aa} , J'_{dd} , and J'_{ad} [also shown in Fig. 1(b)]. Previous works which have included interactions beyond NN [20] suffer from an increased overparametrization of the fitting of only three spin-wave modes in the neutron-scattering data. Our minimal reliance on experimental data puts the justification for the inclusion of NNN on a more solid footing.

We disregard the magnetocrystalline anisotropy energy which for pure YIG is known to be small and in fact is beyond the accuracy of our methods. The dipolar interactions do not interfere with the exchange energy and can be added *a posteriori*. The exchange constants are fitted to a number of different collinear spin configurations in which spins are flipped from the ground state. The number of different configurations must be larger than the number of adjustable parameters (three for the NN model and six for the NNN model).

II. EXCHANGE FITTING

We now give a brief outline of how the Heisenberg Hamiltonian is mapped onto the different spin configurations.

We consider a spin wave of wave vector \mathbf{k} that induces small oscillations in a spin moment \mathbf{S}_i on site i about the collinear ground state:

$$\phi_i^{\mathbf{k}}(t) = \mathbf{k} \cdot \mathbf{R}_i + \phi_\alpha(t). \quad (2)$$

The total energy Eq. (1) becomes

$$E_{ij}^\phi(\mathbf{k}, \theta, t) = E_0 - \frac{1}{2} \sum_{i \neq j} J_{ij} S_i S_j \{ \cos \theta_i \cos \theta_j + \sin \theta_i \sin \theta_j \cos [\phi_i^{\mathbf{k}}(t) - \phi_j^{\mathbf{k}}(t)] \}. \quad (3)$$

The equation of motion for the spin magnetic moments is

$$\frac{d\mathbf{S}_i(t)}{dt} = -\mathbf{S}_i(t) \times \mathbf{H}_i \quad (4)$$

where $\mathbf{H}_i = -\partial E / \partial \mathbf{S}_i$ is the effective magnetic field. Then

$$\frac{d\phi_j}{dt} \sin \theta_j = \sum_{i(\neq j)} J_{ij} S_i [\cos \theta_i \sin \theta_j - \cos(\phi_i^{\mathbf{k}} - \phi_j^{\mathbf{k}}) \sin \theta_i \cos \theta_j]. \quad (5)$$

If $\theta_i \ll 1$ or $(\pi - \theta_i) \ll 1$, $d\phi/dt \approx \omega_{\mathbf{k}}$. Expanding Eq. (5) to lowest order leads to

$$\omega_{\mathbf{k}} \theta_j = \sum_{i(\neq j)} J_{ij} S_i [A_i \theta_j - \cos(\mathbf{k} \cdot \mathbf{d}_{ij}) \theta_i A_j], \quad (6)$$

where $\mathbf{d}_{ij} = \mathbf{R}_i - \mathbf{R}_j$, and the prefactor A_i is $+1$ for $\theta_i \approx 0$ and -1 for $\theta_i \approx \pi$. The frequencies of the normal modes of this spin system are the eigenvalues of the matrix \mathbb{M} :

$$\mathbb{M}_{\alpha\beta} = \left(\sum_{\gamma} J_{\alpha\gamma}(\mathbf{0}) S_{\gamma} A_{\gamma} \right) \delta_{\alpha\beta} - J_{\alpha\beta}(\mathbf{k}) S_{\beta} A_{\alpha}, \quad (7)$$

$$J_{\alpha\beta}(\mathbf{k}) = \sum_d J_{\alpha\beta} \cos(\mathbf{k} \cdot \mathbf{d}_{ij}), \quad (8)$$

where the indices α and β label the 20 different positions in the unit cell, $\delta_{\alpha\beta}$ is the Kronecker delta, $\mathbf{d}_{ij} = \mathbf{R}_i - \mathbf{R}_j$ is a vector from an ion in the i sublattice to a nearest neighbor in the j sublattice, and the sum is over all such vectors related by symmetry. The eigenvalue problem can be solved in terms of the real-space exchange constants $J_{\alpha\beta}$ calculated from the total energies of collinear magnetic structures.

To calculate the total energy we use DFT as implemented in the Vienna ab initio simulation package (VASP5.3) [21,22]. The electronic structure is described in the local-density approximation (LDA) and the generalized gradient approximation (GGA). Projector augmented wave pseudopotentials [23] with the Perdew-Wang 91 gradient-corrected functional are used. A 500-eV plane-wave cutoff and a $6 \times 6 \times 6$ Monkhorst-Pack k -point mesh was found to lead to well-converged results. We use the atomic positions from the experimental structural parameters (Table I) [17,18].

For the (ferrimagnetic) ground-state structure, the calculated spin magnetic moment of the Fe ions and the electronic band gap of YIG are shown in Fig. 2(a). The total moment (including Fe, Y, and O ions) per formula unit is consistently $5 \mu_B$, in good agreement with experimental data [24,25]. The majority of the moment within the unit cell is highly localized to the Fe sites. In the DFT-LDA calculation, the spin moments

TABLE I. Atomic positions in the YIG unit cell. The lattice constant is $a = 12.376 \text{ \AA}$.

	Wyckoff position	x	y	z
Fe ^O	16a	0.0000	0.0000	0.0000
Fe ^T	24d	0.3750	0.0000	0.2500
Y	24c	0.1250	0.0000	0.2500
O	96h	0.9726	0.0572	0.1492

are $-3.49 \mu_B$ for Fe^O, $3.47 \mu_B$ for Fe^T, and the electronic band gap has the value 0.35 eV, much lower than the value of 2.85 eV found experimentally [26,27]. Density-functional theory in its bare form is not good at predicting the energy gap of insulators. This can be overcome to some extent by the inclusion of an on-site Coulomb correction (LDA/GGA+ U). In this study the Hubbard U and Hund's J parameters for the Fe atoms are determined [28–30] by DFT-GGA+ U calculations with $U - J$ in the range 0.7–5.7 eV. The electronic energy gap as well as the spin moments increase slightly with $U - J$. Even for the largest values of $U - J$, the moments

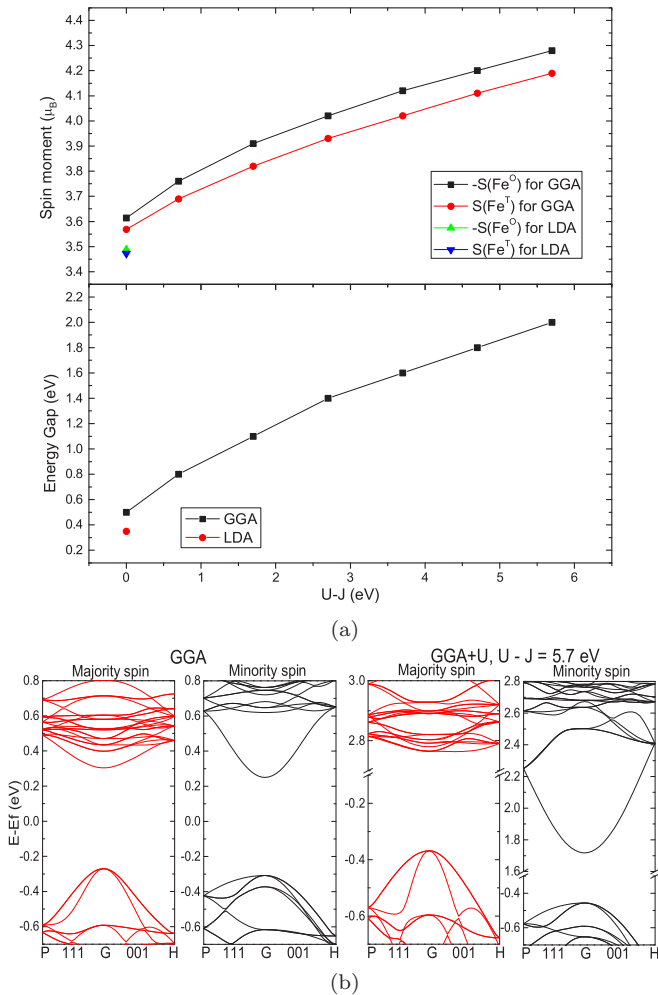


FIG. 2. (a) Spin moments of Fe ions (per panel) and band gap of YIG (lower panel) obtained by computed in the LDA, GGA, and GGA+ U approximations. Symbols mark calculated values and solid lines are guides for the eye. (b) The band structures of YIG in the GGA (left) and GGA+ U , $U - J = 5.7$ eV (right) calculations.

TABLE II. Comparison of magnetic moments in the literature. Note that per formula unit includes only the Fe moments and not the total moment of the unit cell. All *ab initio* studies are for the $Ia\bar{3}d$ point group.

Fe ^T	μ_s (μ_B)		Method	Source
	Fe ^O	Per formula unit		
5.37	4.11	7.89	Neutron ($Ia\bar{3}d$)	Ref. [31]
4.01	3.95	4.13	Neutron ($R\bar{3}$) ^a	
1.56	0.62	3.44	LSDA	Ref. [32]
3.36	3.41	3.26	LDA	Ref. [24]
3.95	4.06	3.73	GGA + C	Ref. [30]
3.47	3.49	3.43	LDA	This paper
4.02	4.12	3.82	GGA + U	(3.7 eV)

^aFe sites in the $R\bar{3}$ space group retain the tetrahedral and octahedral coordinations.

are much smaller than expected for the pure Fe³⁺ $S = 5/2$ state [$\mu_s = g\sqrt{S(S+1)} = 5.916\mu_B$], but quite close to those found from neutron diffraction [31]. However, these authors suggest that the true space group of YIG is $R\bar{3}$. Only when they perform the refinement in this setting do they obtain good agreement with the known net moment of YIG. The moments obtained are very similar to those found here and by other *ab initio* calculations (Table II). The difference between the $Ia\bar{3}d$ and $R\bar{3}$ groups appears to be sufficiently small to not affect the results much. The electronic energy gap is still smaller than the experimental value, but an even larger $U - J$ causes unwanted artifacts such as a negative gap for spin-flip excitations.

III. EXCHANGE INTERACTIONS

A. Nearest neighbor

Ten different SCs were used to determine the exchange constants. Considering the NN model first, with $E_{aa} = J_{aa}S_aS_a$, $E_{dd} = J_{dd}S_dS_d$, and $E_{ad} = J_{ad}S_aS_d$, where S_a and S_d are the + and - directions of Fe^O and Fe^T ions, the total energies Eq. (1) are listed in Table III.

The exchange constants are the solutions of each of four linear equations. To minimize the dependence of the results on the choice of the spin configurations, the final results were obtained using all the configurations a–j listed in Table III. The final values, shown in Fig. 3, were obtained by a least-squares fit of the 10 SCs. In the DFT-LDA/GGA calculations, the exchange constant J_{dd} is negative, meaning that this

TABLE III. Total energies for different spin configurations (SC) in the NN model. SC (a) is the ground-state structure. The other configurations are gotten by changing the magnetization directions of part of Fe ions.

SC	E_{tot}	SC	E_{tot}
a	$E_0 + 32E_{aa} + 24E_{dd} + 48E_{ad}$	f	$E_0 + 32E_{aa} - 24E_{dd}$
b	$E_0 + 32E_{aa} + 24E_{dd} - 48E_{ad}$	g	$E_0 - 32E_{aa} - 24E_{dd}$
c	$E_0 + 32E_{aa} + 8E_{dd} + 32E_{ad}$	h	$E_0 - 32E_{aa} - 8E_{dd}$
d	$E_0 + 32E_{aa} - 8E_{dd} + 16E_{ad}$	i	$E_0 - 32E_{aa} + 8E_{dd}$
e	$E_0 + 16E_{aa} + 16E_{dd} + 28E_{ad}$	j	$E_0 - 32E_{aa} + 24E_{dd}$

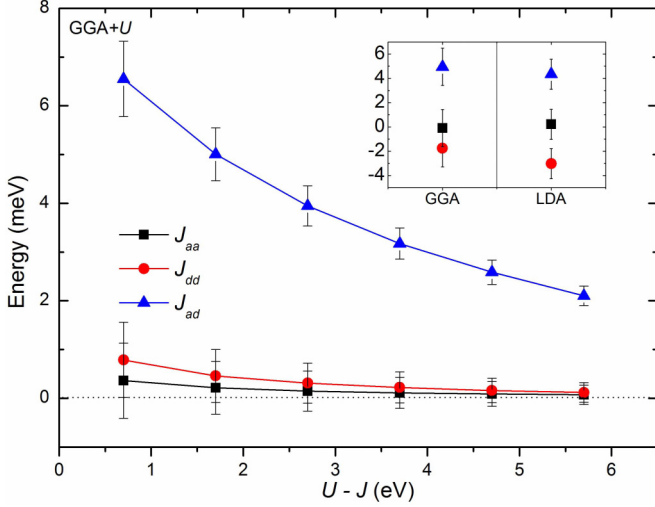


FIG. 3. Calculated exchange constants (in units of meV) by the DFT-GGA+ U method. The error bars denote the square root of the squared 2 norm of the residual (l^2 norm). Exchange constants favoring a ferromagnetic alignment are here denoted negative. Inset: Calculated exchange constants (in units of meV) in the DFT-GGA/LDA approximations.

interaction favors ferromagnetic order. This result contradicts all previous results in the literature [33,34]—indicating that the DFT-LDA/GGA method fails to describe the magnetism of YIG. However, in the GGA+ U method, all three exchange constants are positive (antiferromagnetic), J_{dd} is an order of magnitude smaller than J_{ad} , while J_{aa} is about half of J_{dd} . The strong J_{ad} intersublattice exchange dominates the smaller intrasublattice energies, forcing the ferrimagnetic ground state of the bulk. All three exchange constants decrease as $U - J$ increases, because a larger on-site $U - J$ of the Fe atoms leads to a more localized electronic structure resulting in weaker exchange. Previous works assumed that $J_{ad} \gg J_{aa}, J_{dd}$, which is required to constrain the fitting problem [9,20,33,34]. Our results show directly the smallness of the intrasublattice exchange energies because of a stronger objective function for the least-squares-fitting procedure.

B. Next-nearest neighbor

The error bars in Fig. 3 reveal a large covariance in the fitting of the NN spin model to the different configurations. Even though the errors decrease with increasing $U - J$, the variance in the energies is still comparable to its estimation. This situation can be improved by extending the NN to the NNN model with additional parameters J'_{aa} , J'_{dd} , and J'_{ad} . The total energies of the corresponding SC can be rewritten (shown in Table IV), where $E'_{aa} = J'_{aa}S_aS_a$, $E'_{dd} = J'_{dd}S_dS_d$, $E'_{ad} = J'_{ad}S_aS_d$, and E_{tot} stands for the total energy expression in the NN model. The exchange constants are obtained from the set of linear equations for the SCs a–g listed in the table. SCs h–j are selected to check whether the results are reasonable. E_{cal} are the calculated total energies for $U - J = 4.7$ eV relative to the ground state (SC a). The energy difference for the different SC is of the order of 1–10 eV, which is much larger than the accuracy of the calculation (10^{-3} eV). $\Delta E_{\text{NNN}} (\ll \Delta E_{\text{NN}})$ is

TABLE IV. Total energies for different SC in the NNN model. The energies are in units of meV. E_{tot} and E'_{tot} are the total energies for the NN and the NNN models. E_{cal} are the total energies calculated *ab initio* and ΔE_{NNN} (ΔE_{NN}) are the differences between the fitted total energies from the NNN (NN) spin model and E_{cal} . E_{cal} of the ground-state structure [SC (a)] is denoted zero.

SC	E'_{tot}	E_{cal}	ΔE_{NNN}	ΔE_{NN}
a	$E_{\text{tot}} + 24E'_{aa} + 48E'_{dd} + 48E'_{ad}$	0.00	0.37	-59.97
b	$E_{\text{tot}} + 24E'_{aa} + 48E'_{dd} - 48E'_{ad}$	4225.32	-0.31	-3.69
c	$E_{\text{tot}} + 24E'_{aa} + 16E'_{dd} + 32E'_{ad}$	1907.02	0.39	-58.19
d	$E_{\text{tot}} + 24E'_{aa} + 16E'_{dd} + 16E'_{ad}$	566.01	0.38	44.42
e	$E_{\text{tot}} + 12E'_{aa} + 32E'_{dd} + 32E'_{ad}$	778.86	0.23	5.97
f	$E_{\text{tot}} + 24E'_{aa} + 48E'_{dd}$	1987.42	-0.21	-36.19
g	$E_{\text{tot}} + 24E'_{aa} + 48E'_{dd}$	1228.54	0.24	52.29
h	$E_{\text{tot}} + 24E'_{aa} + 16E'_{dd}$	1848.59	-3.04	43.44
i	$E_{\text{tot}} + 24E'_{aa} + 16E'_{dd}$	1885.68	-7.62	49.55
j	$E_{\text{tot}} + 24E'_{aa} + 48E'_{dd}$	2018.23	-13.40	-39.80

the difference between the total energies calculated *ab initio* and the fitted total energies from the NNN (NN) spin model and constitutes the energy that has not been accounted for in our model Hamiltonian. This can be, for example, from longer-ranged exchange interactions or anisotropies in the system. The difference between the first-principles total energy and the spin model $|\Delta E_{\text{NN}}|$ amounts to up to 7.85%, but the NNN model has a significantly smaller value $|\Delta E_{\text{NNN}}| = 0.66\%$, which we deem to be acceptable.

In Table V we compare our results to other values in the literature. Almost all of the exchange interactions we calculated are lower than that obtained from fitting experimental data. Especially J_{ad} , the strongest interaction, is lower than others have suggested, although the NNN $U - J = 3.7$ eV is quite close. Lowering $U - J$ gives an increase in J_{ad} , but at the expense of the size of the magnetic moments and the width of the electronic band gap. One may naively think that lower exchange constants will give a lower Curie temperature, however because the intrasublattice interactions are also antiferromagnetic in character the situation is more complicated.

Where NNN values are calculated the order of magnitude agrees with attempts by Plant to fit the neutron-scattering data with a NNN model [20].

Compared with the NN model (as shown in Table V), the values of J_{aa} , J_{dd} , and J_{ad} in the NNN model became slightly smaller but still obey $J_{ad} \gg J_{dd} > J_{aa}$. The additional interactions J'_{dd} and J'_{ad} are of the same order of magnitude as the NN intrasublattice exchange and are also antiferromagnetic. Notably, $J'_{dd} > J_{dd}$ interaction.

IV. INTRINSIC PROPERTIES

A. Curie temperature and magnetization

We calculate the temperature dependence of the magnetization and the Curie temperature (T_C) from the spin models by Metropolis Monte Carlo (MC) simulations on a $32 \times 32 \times 32$ supercell (each unit cell contains 20 spins) with periodic boundary conditions [37]. The temperature dependence of the total magnetization, $M = M_d - M_a$, is shown in Fig. 4,

TABLE V. Comparison of exchange constants in the literature. (*) All fits to neutron data use the same data from Plant [11].

(meV)						Method	Reference
J_{ad}	J_{dd}	J_{aa}	J'_{ad}	J'_{dd}	J'_{aa}		
3.10	1.40	0.96				Molecular field approximation	Ref. [35]
3.90	0.78	0.78				Magnetization fit	Ref. [9]
3.40	0.69	0.69				Neutron spectrum fit*	Ref. [11]
2.60	1.00	0.56				Molecular field approximation	Ref. [36]
3.20	0.45	0.00	0.23	0.14	0.75	Neutron spectrum fit*	Ref. [20]
3.40	1.20	0.33				Neutron spectrum fit*	Ref. [34]
3.176	0.223	0.112				<i>Ab initio</i> GGA + U ($U - J = 3.7$ eV)	This paper
2.917	0.213	0.090	0.218	0.228	0.005		
2.584	0.160	0.091				<i>Ab initio</i> GGA + U ($U - J = 4.7$ eV)	
2.387	0.154	0.072	0.163	0.179	0.004		

normalized by $M(T = 0\text{ K})$. The T_C of the NN model exchange parameters using different $U - J$ values are shown in the inset. The experimental value of T_C is 570 K [35,38]. In the NN model, the larger U gives smaller exchange constants and hence weaker interactions giving a lower T_C . This follows intuitively because of the increased localization of the wave functions reducing the exchange and hence also the Curie temperature. With the parameters $U - J = 4.7$ eV, T_C is 540 K, in good agreement with the experimental value. The magnetization curve of the NNN model is quite similar to the NN model with a slightly higher T_C of 590 K using the parameters exchange parameters when $U - J = 3.7$ eV. The finite slope at low temperatures in both models does not agree with experiments. This deviation is ascribed to our disregard of quantum statistics in the simulations. Nevertheless, at higher temperatures the calculated shapes of the magnetization and T_C agree well with experiments.

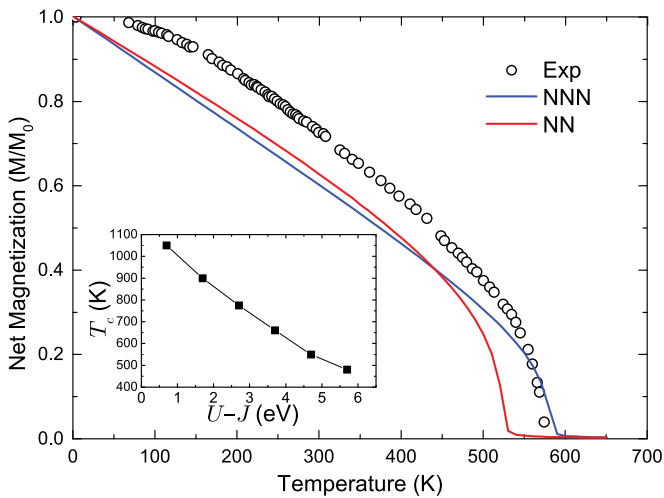


FIG. 4. The magnetization curves of the NN model (red line) and the NNN model (blue line) with exchange constants fitted to the *ab initio* energies for $U - J = 4.7$ eV for the NN model and $U - J = 3.7$ eV for the NNN model. The experimental data [35] are indicated by circles. Inset: The Curie temperatures of the NN model fitted to the *ab initio* results for different $U - J$.

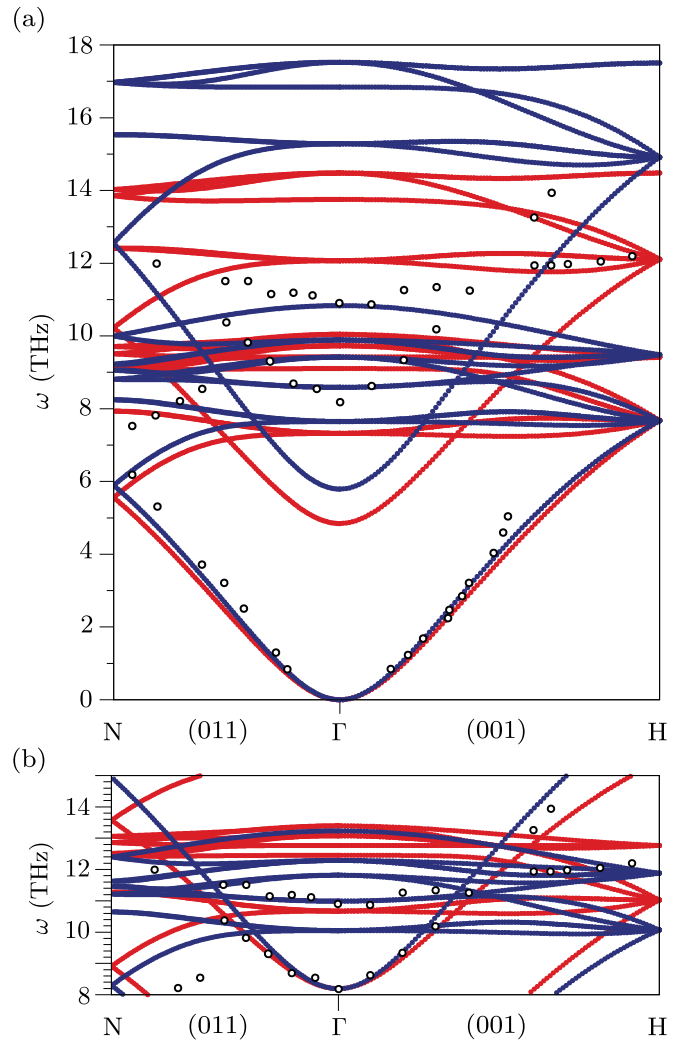


FIG. 5. Spin-wave spectrum in the first Brillouin zone for the NN model (red dots) derived from *ab initio* calculations with $U - J = 4.7$ eV and the NNN model (blue dots) where $U - J = 3.7$ eV and compared to the available neutron-scattering data (black circles) [11]. (a) The entire spin-wave spectrum. (b) Comparison of the shape of the parabolic optical mode; the results are shifted by +3.35 THz for the NN model and +2.40 THz for the NNN model and compared to the 83-K experimental data. The directions in k space use the standard labels of the bcc reciprocal lattice.

B. Spin-wave spectrum

Next we calculate the spin-wave spectrum from our parametrized Heisenberg model. We choose the exchange constants with the parameter $U - J = 4.7$ eV for the NN model and the parameter $U - J = 3.7$ eV for the NNN model. The analytic results of the spin-wave spectrum Eq. (7) are shown in Fig. 5. The experimental data from Refs. [11,20] are for 83 K. Strictly speaking only the low-temperature results should be compared with theory.

1. Dispersion relation of the acoustic mode

The slopes of the lowest acoustic mode of the NN model and the NNN model both agree well with the neutron-scattering data [Fig. 5(a)]. The spin-wave stiffness D is governed by the second derivative at the Γ point. $D = 77 \times 10^{-41}$ and $85 \times 10^{-41} \text{J m}^2$ for the NN and NNN models, respectively. The values reported in the literature obtained by different experimental methods [34,35,39] vary from $D = 42 \times 10^{-41}$ to $109 \times 10^{-41} \text{J m}^2$.

2. High-frequency modes

As shown in Fig. 5(a), the spectra of both models in the range of 8–11 THz have a similar structure. However, the modes of the NNN model are more separated, especially at the Γ point, which we ascribe to J'_{dd} . At high frequencies (above 12 THz), the modes of the NNN model have much higher frequency compared to the corresponding ones of the NN model.

3. Spin-wave gap

The (exchange) gap between two lowest (acoustic and optical) modes at the Γ point of the NN model is about

5 THz, while the one of the NNN model is 0.945 THz higher due to the larger J_{ad} in the latter, but is still smaller than the experimental gap of about 8 THz at 83 K. The comparison of the frequency-shifted second lowest mode with the experimental data is shown in Fig. 5(b). The slope of the NNN model is a little steeper than that of the one of the NN model, and they are both in good agreement with the experimental data.

V. CONCLUSIONS

In conclusion, we report exchange constants of YIG computed from first principles but with an adjustable $U - J$ constant to increase the density-functional band gap. We found that NNN interactions are required for a good fit of total energies by a Heisenberg model. Our results reproduce the experimental Curie temperature well. In addition, we obtain a spin-wave spectrum in which the lowest acoustic mode agrees very well with the available neutron-scattering data. However, the lowest optical mode energy appears to be underestimated, emphasizing the need for more studies of the temperature-dependent spin-wave spectrum.

ACKNOWLEDGMENTS

This work was supported by the National Natural Science Foundation of China (Grants No. 61376105, No. 21421003, and No. 11374275) and Japan Society for the Promotion of Science KAKENHI Grants No. 25247056, No. 25220910, and No. 26103006. J.B. acknowledges support from the Graduate Program in Spintronics, Tohoku University. L.S.X. and J.B. acknowledge support from the Japan Science and Technology Agency (JST) Sakura Science Exchange Program.

-
- [1] Y. Kajiwara, K. Harii, S. Takahashi, J. Ohe, K. Uchida, M. Mizuguchi, H. Umezawa, H. Kawai, K. Ando, K. Takanashi, S. Maekawa, and E. Saitoh, Transmission of electrical signals by spin-wave interconversion in a magnetic insulator, *Nature (London)* **464**, 262 (2010).
 - [2] L. J. Cornelissen, J. Liu, R. A. Duine, J. Ben Youssef, and B. J. Van Wees, Long-distance transport of magnon spin information in a magnetic insulator at room temperature, *Nat. Phys.* **11**, 1022 (2015).
 - [3] Brandon L. Giles, Zihao Yang, John S. Jamison, and Roberto C. Myers, Long-range pure magnon spin diffusion observed in a nonlocal spin-seebeck geometry, *Phys. Rev. B* **92**, 224415 (2015).
 - [4] K. Uchida, J. Xiao, H. Adachi, J. Ohe, S. Takahashi, J. Ieda, T. Ota, Y. Kajiwara, H. Umezawa, H. Kawai, G. E. W. Bauer, S. Maekawa, and E. Saitoh, Spin Seebeck insulator, *Nat. Mater.* **9**, 894 (2010).
 - [5] Ken-ichi Uchida, Hiroto Adachi, Takeru Ota, Hiroyasu Nakayama, Sadamichi Maekawa, and Eiji Saitoh, Observation of longitudinal spin-Seebeck effect in magnetic insulators, *Appl. Phys. Lett.* **97**, 172505 (2010).
 - [6] Gerrit E. W. Bauer, Eiji Saitoh, and Bart J. van Wees, Spin caloritronics, *Nat. Mater.* **11**, 391 (2012).
 - [7] Stephan Geprägs, Andreas Kehlberger, Francesco Della Coletta, Zhiyong Qiu, Er-Jia Guo, Tomek Schulz, Christian Mix, Sibylle Meyer, Akashdeep Kamra, Matthias Althammer, Hans Huebl, Gerhard Jakob, Yuichi Ohnuma, Hiroto Adachi, Joseph Barker, Sadamichi Maekawa, Gerrit E. W. Bauer, Eiji Saitoh, Rudolf Gross, Sebastian T. B. Goennenwein, and Mathias Kläui, Origin of the spin Seebeck effect in compensated ferrimagnets, *Nat. Commun.* **7**, 10452 (2016).
 - [8] Jiang Xiao, Gerrit E. W. Bauer, Ken-chi Uchida, Eiji Saitoh, and Sadamichi Maekawa, Theory of magnon-driven spin Seebeck effect, *Phys. Rev. B* **81**, 214418 (2010).
 - [9] A. Harris, Spin-Wave Spectra of Yttrium and Gadolinium Iron Garnet, *Phys. Rev.* **132**, 2398 (1963).
 - [10] Joseph Barker and Gerrit E. W. Bauer, Thermal Spin Dynamics of Yttrium Iron Garnet, *Phys. Rev. Lett.* **117**, 217201 (2016).
 - [11] J. S. Plant, Spinwave dispersion curves for yttrium iron garnet, *J. Phys. C* **10**, 4805 (1977).
 - [12] Chenjie Wang, Guang-Can Guo, and Lixin He, First-principles study of the lattice and electronic structure of TbMn_2O_5 , *Phys. Rev. B* **77**, 134113 (2008).
 - [13] Miao Gao, Xun-Wang Yan, and Zhong-Yi Lu, Spin wave excitations in $\text{AFe}_{1.5}\text{Se}_2$ ($\text{A} = \text{K, Tl}$): Analytical study, *J. Phys.: Condens. Matter* **25**, 036004 (2013).

- [14] F. Essenberg, S. Sharma, J. K. Dewhurst, C. Bersier, F. Cricchio, L. Nordström, and E. K. U. Gross, Magnon spectrum of transition-metal oxides: Calculations including long-range magnetic interactions using the LSDA + U method, *Phys. Rev. B* **84**, 174425 (2011).
- [15] S. V. Halilov, H. Eschrig, A. Y. Perlov, and P. M. Oppeneer, Adiabatic spin dynamics from spin-density-functional theory: Application to Fe, Co, and Ni, *Phys. Rev. B* **58**, 293 (1998).
- [16] M. Pajda, J. Kudrnovský, I. Turek, V. Drchal, and P. Bruno, *Ab initio* calculations of exchange interactions, spin-wave stiffness constants, and Curie temperatures of Fe, Co, and Ni, *Phys. Rev. B* **64**, 174402 (2001).
- [17] S. Geller and M. A. Gilleo, The crystal structure and ferrimagnetism of yttrium-iron garnet, $Y_3Fe_2(FeO_4)_3$, *J. Phys. Chem. Solids* **3**, 30 (1957).
- [18] S. Geller and M. A. Gilleo, The effect of dispersion corrections on the refinement of the yttrium-iron garnet structure, *J. Phys. Chem. Solids* **9**, 235 (1959).
- [19] F. Bertaut, F. Forrat, A. Herpin, and P. Mériel, Étude par diffraction de neutrons du grenat ferrimagnétique $Y_3Fe_5O_{12}$, *Compt. rend.* **243**, 898 (1956).
- [20] J. S. Plant, 'Pseudo-acoustic' magnon dispersion in yttrium iron garnet, *J. Phys. C* **16**, 7037 (1983).
- [21] G. Kresse and J. Hafner, *Ab initio* molecular dynamics for liquid metals, *Phys. Rev. B* **47**, 558(R) (1993).
- [22] G. Kresse and J. Furthmüller, Efficient iterative schemes for *ab initio* total-energy calculations using a plane-wave basis set, *Phys. Rev. B* **54**, 11169 (1996).
- [23] P. E. Blöchl, Projector augmented-wave method, *Phys. Rev. B* **50**, 17953 (1994).
- [24] Pio Baettig and Tamio Oguchi, Why Are Garnets Not Ferroelectric? A Theoretical Investigation of $Y_3Fe_5O_{12}$, *Chem. Mater.* **20**, 7545 (2008).
- [25] H. Pascard, Fast-neutron-induced transformation of the $Y_3Fe_5O_{12}$ ionic structure, *Phys. Rev. B* **30**, 2299(R) (1984).
- [26] R. Metselaar and P. K. Larsen, High-temperature electrical properties of yttrium iron garnet under varying oxygen pressures, *Solid State Commun.* **15**, 291 (1974).
- [27] S. Wittekoek, T. J. A. Popma, J. M. Robertson, and P. F. Bongers, Magneto-optic spectra and the dielectric tensor elements of bismuth-substituted iron garnets at photon energies between 2.2-5.2 eV, *Phys. Rev. B* **12**, 2777 (1975).
- [28] W. Y. Ching, Zong-quan Gu, and Yong-Nian Xu, Theoretical calculation of the optical properties of $Y_3Fe_5O_{12}$, *J. Appl. Phys.* **89**, 6883 (2001).
- [29] A. Rogalev, J. Goulon, F. Wilhelm, Ch. Brouder, A. Yaresko, J. Ben Youssef, and M. V. Indenbom, Element selective X-ray magnetic circular and linear dichroisms in ferrimagnetic yttrium iron garnet films, *J. Magn. Magn. Mater.* **321**, 3945 (2009).
- [30] Xingtao Jia, Kai Liu, Ke Xia, and Gerrit E. W. Bauer, Spin transfer torque on magnetic insulators, *Europhys. Lett.* **96**, 17005 (2011).
- [31] D. Rodic, M. Mitric, R. Tellgren, H. Rundlof, and A. Kremenovic, True magnetic structure of the ferrimagnetic garnet $Y_3Fe_5O_{12}$ and magnetic moments of iron ions, *J. Magn. Magn. Mater.* **191**, 137 (1999).
- [32] Yong-Nian Xu, Zong-quan Gu, and W. Y. Ching, First-principles calculation of the electronic structure of yttrium iron garnet ($Y_3Fe_5O_{12}$), *J. Appl. Phys.* **87**, 4867 (2000).
- [33] Denis F. Strenzwick and Elmer E. Anderson, Calculation of the Sublattice Magnetization of Yttrium Iron Garnet by the Oguchi Method, *Phys. Rev.* **175**, 654 (1968).
- [34] Vladimir Cherepanov, Igor Kolokolov, and Victor L'vov, The saga of YIG: Spectra, thermodynamics, interaction and relaxation of magnons in a complex magnet, *Phys. Rep.* **229**, 81 (1993).
- [35] Elmer E. Anderson, Molecular field model and the magnetization of YIG, *Phys. Rev.* **134**, A1581 (1964).
- [36] C. M. Srivastava, Exchange constants in ferrimagnetic garnets, *J. Appl. Phys.* **53**, 781 (1982).
- [37] To ensure thermal equilibrium, the convergence of the magnetization was subjected to a Geweke diagnostic test [40]. The final 80% of the data was used to calculate the thermally averaged magnetization.
- [38] S. R. Nimbore, D. R. Shengule, S. J. Shukla, G. K. Bichile, and K. M. Jadhav, Magnetic and electrical properties of lanthanum substituted yttrium iron garnets, *J. Mater. Sci.* **41**, 6460 (2006).
- [39] C. M. Srivastava and R. Aiyar, Spin wave stiffness constants in some ferrimagnetics, *J. Phys. C* **20**, 1119 (1987).
- [40] John Geweke, Evaluating the accuracy of sampling-based approaches to the calculation of posterior moments, Federal Reserve Bank of Minneapolis, Research Department Minneapolis (1991).