

## Helmholtz Natural Modes: The universal and discrete spatial fabric of electromagnetic wavefields

El Gawhary, Omar

**DOI**

[10.1088/1367-2630/aa57c3](https://doi.org/10.1088/1367-2630/aa57c3)

**Publication date**

2017

**Document Version**

Final published version

**Published in**

New Journal of Physics

**Citation (APA)**

El Gawhary, O. (2017). Helmholtz Natural Modes: The universal and discrete spatial fabric of electromagnetic wavefields. *New Journal of Physics*, 19(1), Article 013021. <https://doi.org/10.1088/1367-2630/aa57c3>

**Important note**

To cite this publication, please use the final published version (if applicable).  
Please check the document version above.

**Copyright**

Other than for strictly personal use, it is not permitted to download, forward or distribute the text or part of it, without the consent of the author(s) and/or copyright holder(s), unless the work is under an open content license such as Creative Commons.

**Takedown policy**

Please contact us and provide details if you believe this document breaches copyrights.  
We will remove access to the work immediately and investigate your claim.



PAPER • OPEN ACCESS

## Helmholtz Natural Modes: the universal and discrete spatial fabric of electromagnetic wavefields

To cite this article: Omar El Gawhary 2017 *New J. Phys.* **19** 013021

View the [article online](#) for updates and enhancements.

### Related content

- [Vectorial rotating vortex Hankel laser beams](#)  
Victor V Kotlyar, Alexey A Kovalev and Victor A Soifer
- [Hankel transform distribution algorithm for paraxial wavefields with an application to free-space optical beam propagation](#)  
Adrián Ruelas, Servando Lopez-Aguayo and Julio C Gutiérrez-Vega
- [Roadmap on structured light](#)  
Halina Rubinsztein-Dunlop, Andrew Forbes, M V Berry et al.



## OPEN ACCESS

## RECEIVED

20 August 2016

## REVISED

20 December 2016

## ACCEPTED FOR PUBLICATION

9 January 2017

## PUBLISHED

20 January 2017

Original content from this work may be used under the terms of the [Creative Commons Attribution 3.0 licence](#).

Any further distribution of this work must maintain attribution to the author(s) and the title of the work, journal citation and DOI.



## PAPER

## Helmholtz Natural Modes: the universal and discrete spatial fabric of electromagnetic wavefields

Omar El Gawhary<sup>1,2</sup><sup>1</sup> VSL Dutch Metrology Institute, Thijsseweg 11 2629 JA Delft, The Netherlands<sup>2</sup> Optics Research Group, Delft University of Technology, Lorentzweg 1 2628 CJ Delft, The NetherlandsE-mail: [oeelgawhary@vsl.nl](mailto:oeelgawhary@vsl.nl)**Keywords:** propagation, invariant optical fields, free-space optical communications, radial and azimuthal modes, spatial spectroscopy

## Abstract

The interaction of electromagnetic waves with matter is at the foundation of the way we perceive and explore the world around us. In fact, when a field interacts with an object, signatures on the object's geometry and physical properties are recorded in the resulting scattered field and are transported away from the object, where they can eventually be detected and processed. An optical field can transport information through its spectral content, its polarization state, and its spatial distribution. Generally speaking, the field's spatial structure is typically subjected to changes under free-space propagation and any information therein encoded gets reshuffled by the propagation process. We must ascribe to this fundamental reason the fact that spectroscopy was known to the ancient civilizations already, and founded as modern science in the middle of seventeenth century, while to date we do not have an established scientific field of 'spatial spectroscopy' yet. In this work we tackle this issue and we show how any field, whose evolution is dictated by Helmholtz equation, contains a universal and invariant spatial structure. When expressed in the framework of this spatial fabric, the spatial information content carried by any field reveals its invariant nature. This opens the way to novel paradigms in optical digital communications, inverse scattering, materials inspection, nanometrology and quantum optics.

## 1. Introduction

Our understanding of the many physical phenomena taking place in Nature often requires extracting information from different types of wavefields. Electromagnetic fields play a special role in this sense, because:

- (a) It deals with infinite-range fields. Hence, they tell us on events that happened remotely in space and time.
- (b) Scattered light gives us insights on the structure of matter, especially in the ultraviolet, visible and infrared part of the electromagnetic spectrum, due to the fact that most of the electronics and molecular transitions fall in that spectral range [1, 2].

Of equal importance are also applications of wave fields in communications. The growing demand for an interconnected society drives the need for an increased capacity of free-space communications by finding new ways of encoding large amount of information in an electromagnetic wave [3–6]. For monochromatic fields propagating in free space we know that the spectral content consists of a single wavelength  $\lambda$ , which remains invariant in propagation. Also the polarization state of a field remains essentially unaffected by propagation, except for the special cases of strongly focused fields which can show nontrivial polarization changes in the focal region. The situation is quite different for the spatial degree of freedoms, though. In fact, except for the very limited classes of the so-called diffraction-free and shape-invariant fields [7–11], the first class of fields being not physically realizable and the second being only strictly defined within the paraxial regime, until now it seemed to be not possible to represent the spatial information present in any field in a way that remains manifestly invariant

under propagation. In some sense this is not to be expected because, on a purely intuitive point of view, a free field does not interact with anything which could destroy the information content originally imprinted in it and, after all, the fields equations are deterministic by nature. With the risk of oversimplifying the description, one can picture the situation as that of an object made of a mass of a restless fluid constrained within a closed plastic bag: if the object moves, the fluid total mass remains constant while the bag continuously mutates its shape. While one observer would clearly see a shape changing with time, it might exist a particular reference frame where the fluid would be at rest and the shape of the plastic bag would stay frozen. The current work has been motivated by this simple reasoning and we will show that, indeed, it is possible to find such a privileged representation of a field. Once described in this way, any effect of propagation is removed and the field simply reveals its spatial content, which is, as expected, invariant for *any* field. This result opens new exciting possibilities in many different fields, as we will discuss later on in the manuscript. More importantly, Helmholtz equation is not bound to only electromagnetism as all. In fact, all the things we are going to present here can be applied to acoustic waves as well and to any other field theory which satisfies a similar equation of motion. The manuscript is organized as follows: in section 2 we introduce the main formalism and the concept of Helmholtz natural modes (HNMs) and we discuss their main properties. In section 3 we show an explicit example of application which helps visualize the essence of the invariance. Finally, in section 4 we summarize the main achievements of the work.

## 2. Helmholtz equation, non paraxial fields and fields representations

Without any loss of generality, let us consider a scalar monochromatic optical beam that propagates in a region of space where a Cartesian reference frame,  $(O, x, y, z)$  has been defined, being  $z$  the main direction of propagation for the field. We know that the field must satisfy Helmholtz equation, which reads

$$\nabla^2 U(x, y, z) + k_0^2 U(x, y, z) = 0 \quad (1)$$

with  $k_0 = 2\pi/\lambda$ .  $U(x, y, z)$  denotes the field distribution of the (scalar) field. If  $U(x, y, 0)$  represents its value on a reference input plane  $z = 0$ , the following Fourier integral representation holds

$$U(x, y, 0) = \iint_{(p,q) \in \mathcal{D}} A^{(0)}(p, q) \exp[i2\pi(px + qy)] dp dq, \quad (2)$$

where  $A^{(0)}(p, q)$  is the angular spectrum of the field, and  $(p, q)$  the spatial frequencies in Fourier space. The integration domain  $\mathcal{D}$  is a subset of the homogeneous domain only as a consequence of the fact that evanescent waves are not present in the integral representation in equation (2). This is because we are considering fields that propagate on distances larger than the wavelength  $\lambda$  such that any contribution to the field coming from evanescent waves can be safely neglected. When dealing with freely-propagating fields, one usually refers to this fact as the *low-pass filtering effect* of propagation. Once the angular spectrum  $A^{(0)}(p, q)$  is known, Helmholtz equation tells us how to compute it to another plane  $z$ . In fact, by denoting such a spectrum at plane  $z$  as  $A^{(z)}(p, q)$ , we have

$$\begin{aligned} A^{(z)}(p, q) &= A^{(0)}(p, q) \exp\left(i2\pi z \sqrt{\frac{1}{\lambda^2} - p^2 - q^2}\right) \\ &= A^{(0)}(\rho, \varphi) \exp\left(i2\pi z \sqrt{\frac{1}{\lambda^2} - \rho^2}\right). \end{aligned} \quad (3)$$

For convenience later on, in equation (3) we have introduced a circular coordinate system in Fourier domain,  $(\rho, \varphi)$  such that  $p = \rho \cos \varphi$  and  $q = \rho \sin \varphi$ . Given that the angular spectrum  $A^{(z)}(\rho, \varphi)$  is defined on a finite support (the disk on Fourier space of radius  $1/\lambda$ ) it must be possible to represent it in terms of a discrete, bi-dimensional, modal decomposition. This is a remarkable property, if we consider that we are dealing with classical free-fields. In pure mathematical terms, the problem of finding an orthogonal base through which one can decompose a field distribution on a circular domain can be solved in different ways, by introducing different types of field expansions. In optics, the most used decomposition is that introduced by Zernike and Nijboer around the 40s of the last century [12–16], nowadays better known as Nijboer–Zernike’s unit circle polynomials expansion. Nijboer–Zernike expansion owns its popularity in optics to its applications to the characterization of aberrations of optical systems. Another base, mostly used in patterns recognition and nowadays also in adaptive optics, is represented by the so-called disk-harmonics [17, 18]. These are eigenfunctions of the Laplacian operator and what they share with the Nijboer–Zernike’s decomposition is the fact that it deals with an orthogonal base on the unit disk as well. However, all these bases also share a common limitation: they are all not compatible with Helmholtz equation, which leads them violate propagation invariance. The lack of propagation invariance gives rise to cross-talks among the modes and makes a field decomposition not unique. This in practice means that the same field gives rise to different decompositions if analyzed at different reference planes.

A modal decomposition, orthogonal but also propagation invariant, must necessarily account for the natural fabric of electromagnetism, in other words, it must contain the natural spatial modes of the physical system. Recently, it has been shown how such a base can be defined within the paraxial approximation [19]. If a modal decomposition for the full non paraxial case exists, it must reduce to that paraxial base decomposition within the paraxial limit. On the other hand, the transition from a paraxial to fully non paraxial regime is not trivial nor guaranteed. In order to appreciate this, we can for instance recall the difficulty of finding a close-form expression for a Gaussian beam under non paraxial regime or, again, the large amount of works describing the physics of vortex beams in analytical terms, in the majority of the cases limited to the known existing paraxial solutions (like Laguerre–Gauss beams or Ince–Gauss beams) and very few non paraxial cases (like Bessel beams or Mathieu beams [7, 20, 21]). Interestingly enough, how we are going to show in moment, it is possible to find the analytical expression for a modal decomposition, orthogonal but also propagation invariant, which is compatible with Helmholtz equation. The relevance of this finding stems from the fact that Helmholtz equation applies to many field theories, not only electromagnetism. In the next section we will introduce such a base.

## 2.1. Helmholtz natural modes

If one aims at finding a description of a field in terms of orthogonal modes that is however also compatible with the field equations, there are no many possibilities to choose from. From equation (3) we know that free space propagation alters the field angular spectrum by the factor  $\exp\left(i2\pi z\sqrt{\frac{1}{\lambda^2} - \rho^2}\right)$  and one should try to find a base which shares a similar functional dependency. Inspired by this principle, we write  $A^{(0)}(\rho, \varphi)$  in the following way

$$A^{(0)}(\rho, \varphi) = \sum_{m,n} c_{m,n} \left[ \frac{\exp\left(i2\pi m\lambda\sqrt{\frac{1}{\lambda^2} - \rho^2}\right)}{\left(\frac{1}{\lambda^2} - \rho^2\right)^{1/4}} \exp(in\varphi) \right], \quad (4)$$

where  $m$  and  $n$  are integers, with  $m, n = 0, \pm 1, \pm 2, \dots$ . As we will show, equation (4) is the core result of this work and we will refer to the modes of the base as the Helmholtz Natural Modes (HNMs). If we define

$$\bar{\rho} = \rho\lambda \quad (5)$$

then the expansion in equation (4) is defined on the unit disk and takes the form

$$A^{(0)}(\bar{\rho}, \varphi) = \sum_{m,n} c_{m,n} \frac{\exp(i2\pi m\sqrt{1 - \bar{\rho}^2})}{(1 - \bar{\rho}^2)^{1/4}} \exp(in\varphi). \quad (6)$$

In equation (6) the coefficients  $c_{m,n}$  have been rescaled to include a constant factor  $\sqrt{\lambda}$ . In terms of the new normalized variable, equation (3) becomes

$$A^{(z)}(\bar{\rho}, \varphi) = A^{(0)}(\bar{\rho}, \varphi) \exp\left(i2\pi z \frac{1}{\lambda} \sqrt{1 - \bar{\rho}^2}\right). \quad (7)$$

The orthogonality of the modes in equation (6) is consequence of the relations (denoting again  $\bar{\rho}$  as  $\rho$ )

$$\int_0^1 \left[ \exp(i2\pi m\sqrt{1 - \rho^2}) \exp(-i2\pi \tilde{m}\sqrt{1 - \rho^2}) \frac{\rho}{\sqrt{1 - \rho^2}} d\rho \right] = \delta_{m,\tilde{m}} \quad (8)$$

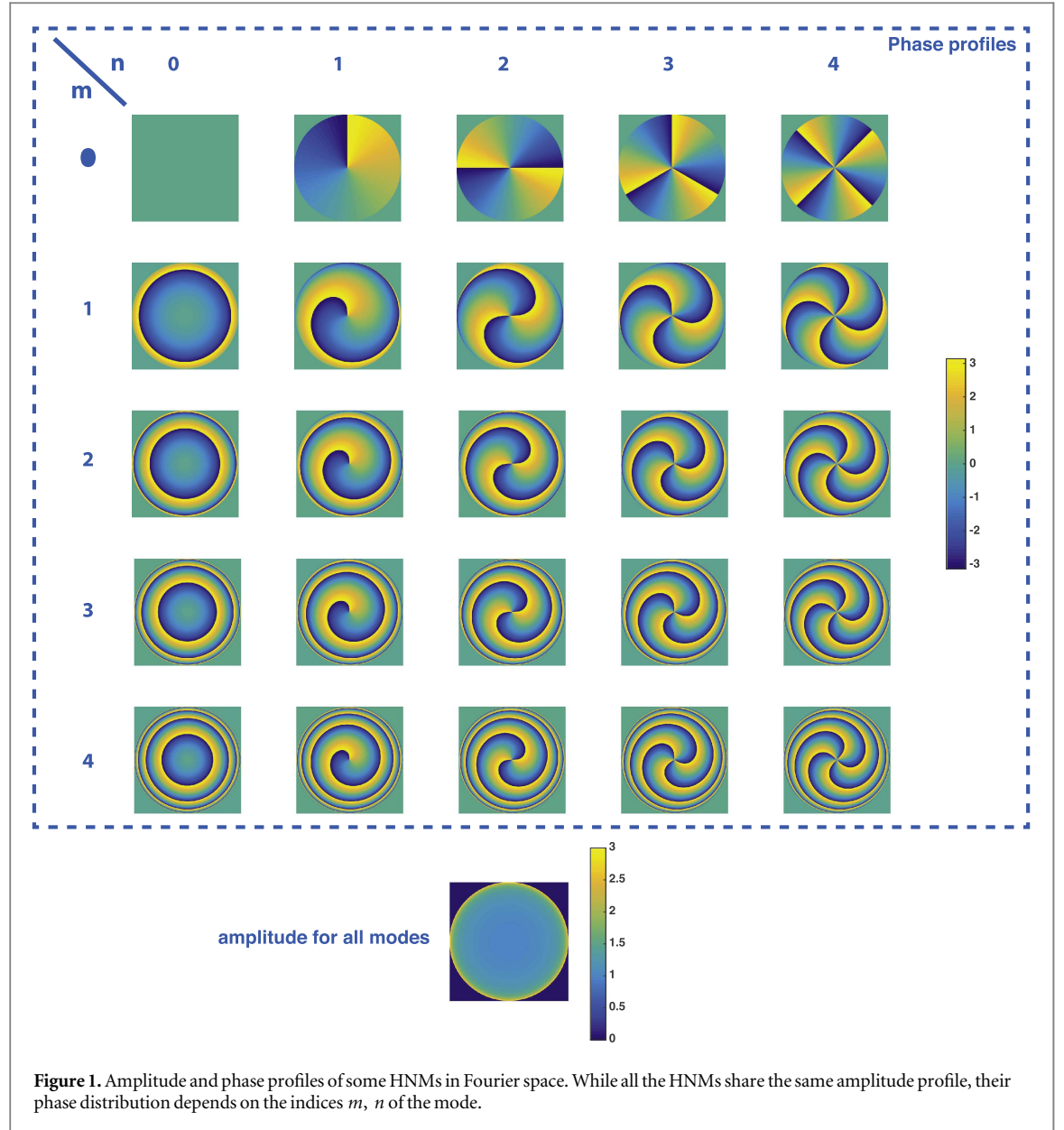
and

$$\int_0^{2\pi} \exp(in\varphi) \exp(-i\tilde{n}\varphi) d\varphi = 2\pi\delta_{n,\tilde{n}}. \quad (9)$$

The coefficients  $c_{m,n}$  in equation (4), which represent in fact the HNMs spectrum for the field  $U(x, y, z)$ , can be computed as follows

$$c_{m,n} = \frac{1}{2\pi} \int_0^1 \int_0^{2\pi} \left[ A^{(0)}(\rho, \varphi) \frac{\exp(-i2\pi m\sqrt{1 - \rho^2})}{(1 - \rho^2)^{1/4}} \exp(-in\varphi) \rho d\rho d\varphi \right]. \quad (10)$$

In figure 1, the phase profiles, and the amplitude common to all the modes, are shown for the modes with indices  $m, n = 0, 1, 2, 3, 4$ . It is important to point out that each of the fundamental modes appearing in equation (6) carries the same finite amount of energy, equal to  $4\pi$ , which makes it physically realizable. The propagation invariance of this expansion can be appreciated if one tries to compare the expression for the coefficients  $c_{m,n}$  for the angular spectrum  $A^{(0)}(\rho, \varphi)$  in equation (6) with those of the propagated spectrum  $A^{(z)}(\rho, \varphi)$  in equation (7). The HNM spectrum for  $A^{(z)}(\rho, \varphi)$  reads



$$\tilde{c}_{m,n} = \frac{1}{2\pi} \int_0^1 \int_0^{2\pi} \left\{ A^{(0)}(\rho, \varphi) \exp(-in\varphi) \frac{\exp\left[-i2\pi\left(m - \frac{z}{\lambda}\right)\sqrt{1-\rho^2}\right]}{(1-\rho^2)^{1/4}} \rho d\rho d\varphi \right\}. \quad (11)$$

By comparing equations (10) and (11) we see that the following trivial map exists

$$\tilde{c}_{m,n} = c_{m-\alpha,n} \quad (12)$$

where  $\alpha = z/\lambda$ . This map simply corresponds to a lateral shift of the whole HNMs spectrum along the axis of radial index  $m$ . In particular, at an infinite set of distances  $z_l = l\lambda$ , with  $l = 0, \pm 1, \pm 2, \dots$ , the spectrum of  $c_{m,n}$  shifts by an integer amount of units along the radial axis. Hence, we have found a representation of any solution of Helmholtz equation in orthogonal modes which is also invariant. We would like to recall that by *invariance* is intended that, except for some trivial scaling, shifting, or rotation, the relation  $\tilde{c}_{m,n} = c_{m,n}$  holds. One might wonder what kind of field distribution corresponds to the decomposition in Fourier space in equation (4). That can be easily obtained by just Fourier inverting the HNM expansion of  $A^{(z)}(p, q)$  with coefficients  $\tilde{c}_{m,n}$ , which gives

$$U(x, y, z) = \sum_{m,n} c_{m,n} \exp(in\theta) \times i^n \int_0^{1/\lambda} \left\{ \frac{\exp\left[i2\pi(m\lambda + z)\sqrt{\frac{1}{\lambda^2} - \rho^2}\right]}{\left(\frac{1}{\lambda^2} - \rho^2\right)^{1/4}} J_n(2\pi\rho r) \rho d\rho \right\}, \quad (13)$$

where  $x = r \cos \theta$ ,  $y = r \sin \theta$ . The fundamental modes in real space consist of vortices in the azimuthal variable  $\theta$  and integrals of Bessel functions in the radial variable  $r$ . This form for the field decomposition makes also evident that the only contribution to the field on the optical axis is ( $r = 0$ ), comes from the coefficients  $c_{m,0}$ , as expected. In fact, all the other terms would lead to a undefined phase at the points  $(0, 0, z)$ , due to the presence of the vortex  $\exp(in\theta)$  in the phase profile, which would be not physical. Also, it is important to stress that the decomposition in equation (13) lends itself to a convenient quantization of a non paraxial field. In fact, it is discrete by nature and it consists of orthogonal modes already, which can easily be turned into field operators. We can say that the modes in equation (13) parallel the role that Hermite–Gauss modes have in quantum optics, which are however, as well known, limited to the paraxial regime only.

### 3. One example of application

In order to help the reader visualize what are the main features of the HNMs, we will now discuss a concrete example. In figure 2 (panel **a**<sub>1</sub>), we show the measured wavefront of a collimated optical beam, as measured by using a wavefront sensor, and the same beam after a phase shift  $\exp[i2\pi\sqrt{1 - \rho^2}]$  has been applied to the field (figure 2, panel **a**<sub>2</sub>). This phase shift just represents the effect of propagation under a distance  $z = \lambda$ . In panel **b**<sub>1</sub> we show the expansion of the field in panel **a**<sub>1</sub> in terms of the first fifteen Zernike's circle polynomials. Panel **b**<sub>2</sub> shows again the Zernike's circle polynomials decomposition for the propagated field shown in panel **a**<sub>2</sub>. As it is evident from the two pictures, Zernike's decomposition changes completely, being affected by propagation-induced cross-talk problems, mostly among the radial part of the modes. On the other hand, panels **c**<sub>1</sub> and **c**<sub>2</sub> show the decomposition in terms of HNMs, only for the coefficients  $c_{m,1}$ , for the two situations. The complete 2D HMN decomposition is reported in panels **d**<sub>1</sub> and **d**<sub>2</sub> for both the collimated and defocused field, respectively. As it is clear from the picture, the description in terms of HNMs remains the same and does not suffer from any cross-talk. The whole HNMs spectrum just shifts along the radial index  $m$ , while rigidly keeping its shape. While it would be difficult, at a first look, to judge whether panels **b**<sub>1</sub> and **b**<sub>2</sub> refer to the same field, there are no doubts about it if one looks at panels **c**<sub>1</sub> and **c**<sub>2</sub>. This is the essence of this work.

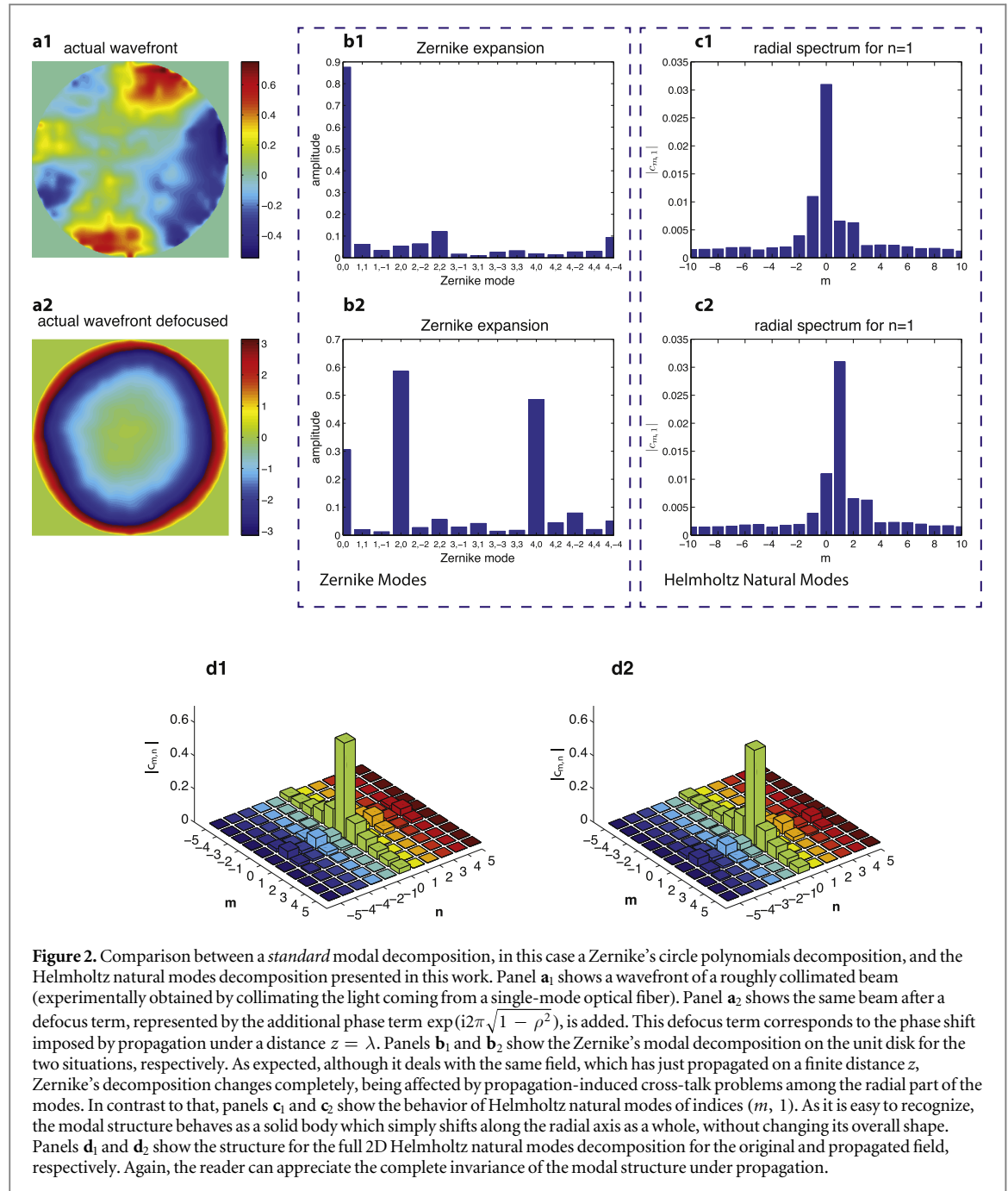
Panels **d**<sub>1</sub> and **d**<sub>2</sub> exemplify what is the impact of HNMs in the area of optical communications. Each mode, corresponding to a specific combination of indices  $m, n$  is in fact one independent channel, which can be eventually digitized and transmitted. At the receiver place, all channels can be resolved and the information retrieved. We would like to emphasize that the HNMs are defined on the full angular spectrum of radius  $1/\lambda$  which is much larger than that of any other decomposition defined within the paraxial regime. This extends the communication bandwidth, making available, besides to wavelength and polarization, also fully non paraxial spatial channels to encode information [22, 23]. As we wrote at the end of the previous section, quantization of optical fields and optical metrology, wavefront characterization and corrections are also areas of applications for the HNMs. More on these subjects will be presented in upcoming separate works.

A reader familiar with signals theory might wonder what is the main difference between using the HNMs as channels to convey the information carried by the wavefield and the more common decomposition based on Shannon's sampling theorem. A similar question has been, in fact, raised by one of the reviewers of this manuscript as well. Because of this, it is probably worthwhile to briefly discuss on this point, too. The sampling theorem, in its two-dimensional form, can be applied to a wavefield  $U(x, y, z)$  by taking enough samples to fulfil Nyquist's condition. Because the field is band-limited, it is sufficient to sample it with sampling periods  $\Delta x = \lambda/2$  and  $\Delta y = \lambda/2$  in order to avoid aliasing. The original field can then be recovered by applying a low pass filter cutting the spatial spectrum of the sampled signal in the range  $-1/\lambda, 1/\lambda$  for both dimensions. If we do so, then the field can be expressed in the following way

$$U(x, y, z) = \sum_{m,n} U(m\Delta x, n\Delta y, z) \operatorname{sinc}\left[\frac{2\pi}{\lambda}(x - m\Delta x)\right] \times \operatorname{sinc}\left[\frac{2\pi}{\lambda}(y - n\Delta y)\right], \quad (14)$$

where we have used the common notation  $\operatorname{sinc}(x) = \sin(x)/x$  [24]. In equation (14) the information channels are now represented by the basic functions  $\operatorname{sinc}\left[\frac{2\pi}{\lambda}(x - m\Delta x)\right]$  and  $\operatorname{sinc}\left[\frac{2\pi}{\lambda}(y - n\Delta y)\right]$ , while the pieces of information encoded in each channel are represented by the values  $U(m\Delta x, n\Delta y, z)$ . A reader who has

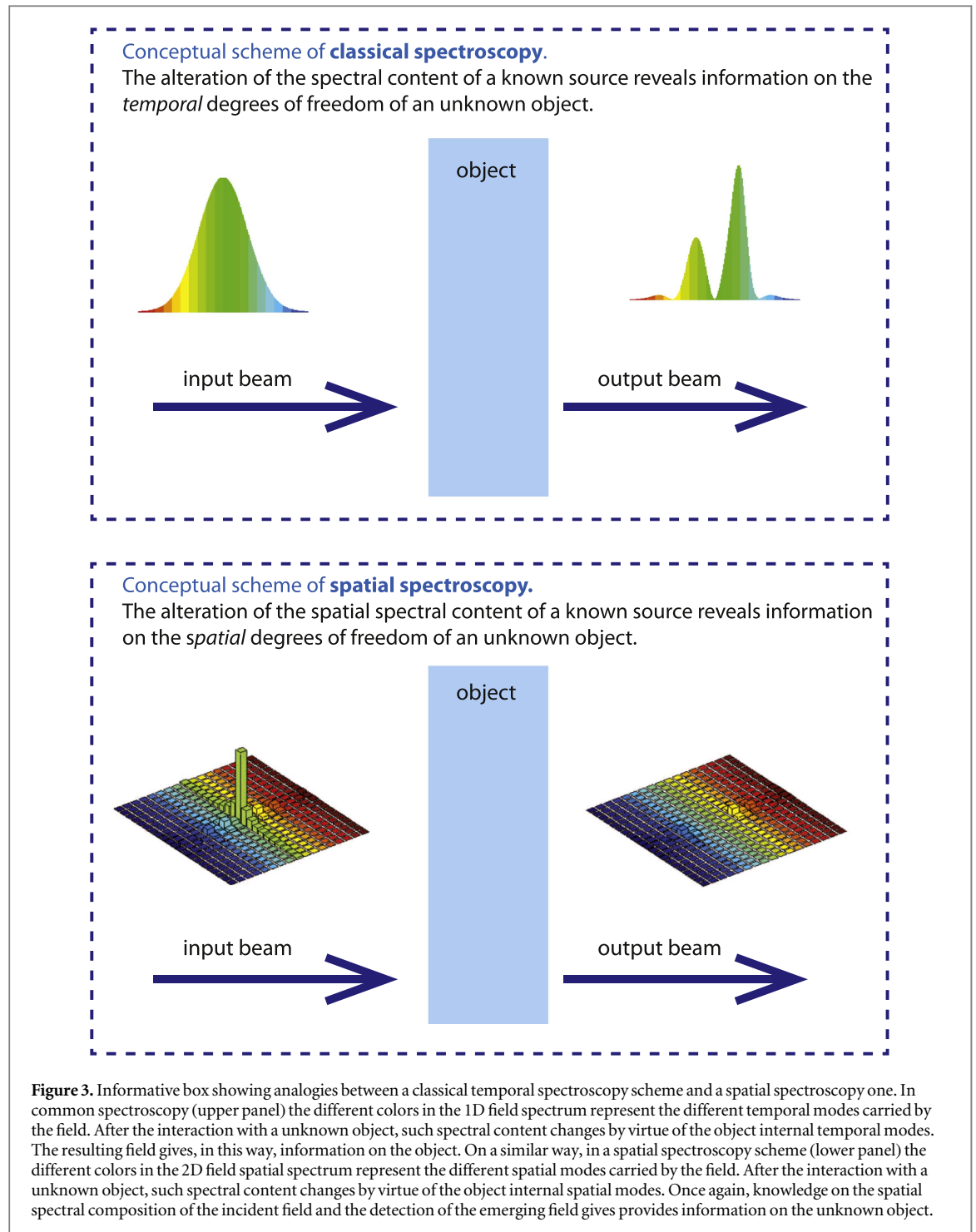




followed the whole reasoning behind this work would immediately recognize the main problem behind the decomposition in equation (14), namely the fact that the information  $U(m\Delta x, n\Delta y, z)$  in each channel is not preserved as soon as the field propagates. This because, for a generic field,  $U(m\Delta x, n\Delta y, z_1) \neq U(m\Delta x, n\Delta y, z_2)$  every time  $z_1 \neq z_2$ . Only for the very special case of diffraction-free beams (like a Bessel beam) the information would remain somehow invariant, given that in that case  $|U(m\Delta x, n\Delta y, z_1)| = |U(m\Delta x, n\Delta y, z_2)|$ , for any values of  $z_1$  and  $z_2$ . However, as it was already pointed out in the introduction, Bessel beams do not exist in reality, as they carry an infinite amount of energy. Thus, this special case remains an unrealizable exception. For the same reason, a decomposition of a solution of the Helmholtz equation directly in terms of Bessel modes, which could be yet another way to represent the information content of a wavefield, is of no practical use given that each Bessel mode is not physically realizable. This is a main difference with HNMs, which on the contrary all have the same finite energy.

Before concluding this section we would like to get back to the concept of spatial spectroscopy that we have mentioned in the abstract. We will do this with the help of an informative box, shown in figure 3. In the upper panel of the figure, a classical spectroscopy scheme is presented. In order to minimize any chance of confusion, it is better to refer to *temporal spectroscopy* for this case. The adjective *temporal* is used to stress that the spectrum we are talking about comes from a 1D Fourier transform of the temporal response of a system. It deals with a 1D





spectrum because time has one dimension. Because the temporal spectral content of a field can be, in large part and most of the cases, considered invariant during propagation, any change occurred in the spectrum after the field has interacted with an object, must be completely ascribed to the object itself. This means that changes in the field spectral composition are a signature of the unknown object. On a similar way, in the lower panel of figure 3, a scheme for a spatial spectroscopy concept is presented. In that case, the 2D spatial spectrum of the input field (in terms of HNM modes) is modified by the interaction with an unknown object. Since we have just proven that such a spatial spectrum would remain invariant for a free-field, any change in the spectrum has to be again ascribed to the interaction with the object. Hence, knowledge of the initial spatial spectrum and the observation of the modified spectrum provides a signature of the unknown object. Some of the research performed in the past, which aims at mapping changes of optical vortices carried by paraxial light beams, when interacting with matter, can be seen as an embryonic form of spatial spectroscopy [10, 25, 26]. However, a genuine and true spatial spectroscopy can only be realized when it is not limited to a special class of fields (like

Laguerre–Gauss or Bessel–Gauss beams) and to a special regime (like the paraxial one) and can be applied to any optical field relevant for the applications. This is what we believe the introduction of the HNMs can offer to the scientific community operating in this area of research.

## 4. Concluding remarks

To conclude, in this work we have presented the natural spatial structure of classical fields solutions of the Helmholtz equation. Such a basic structure consists of fundamental, orthogonal and propagation invariant modes that are fully compatible with Helmholtz equation. For this reason we have denoted these fundamental modes as Helmholtz Natural Modes. As such, they appear to be the preferential description that Nature has chosen to represent freely-propagating electromagnetic fields. Because their main properties directly originate from being solutions of Helmholtz equation, these modes are not bound to electromagnetism at all but in fact are the fundamental modes for any wave theory that share similar equations of motion for the fields. We have also discussed one explicit example which helped point out the essence of representing a field in terms of HNMs. We expect the work presented here to be relevant for fields such as quantum optics, classical and quantum communications, optical metrology, inverse problems.

## Acknowledgments

The author gratefully acknowledges interactions on the subject presented in this work with Paul Urbach (Delft University of Technology). Additionally, the author would like to thank Petro Sonin (VSL) for discussions on the subject as well as for providing wavefront measured data and support with the preparation of some figure. Finally, the author is thankful to Nandini Bhattacharya (Delft University of Technology) for useful discussions on the subject.

This work was partly funded through the projects ENG53 (EMRP) and 14IND09 (EMPIR). The EMRP is jointly funded by the EMRP participating countries within EURAMET and the European Union. The EMPIR initiative is co-funded by the European Union Horizon 2020 research and innovation programme and the EMPIR participating States.

## References

- [1] Brandesen B H and Joachain C J 1983 *Physics of Atoms and Molecules* (Harlow: Longman Scientific & Technical) pp 111–6 160–168
- [2] Cohen-Tannoudji C, Dupont-Roc J and Grynberg G 1997 *Photons and Atoms* (New York: Wiley-VCH)
- [3] Wang J *et al* 2012 Terabit free-space data transmission employing orbital angular momentum multiplexing *Nat. Photon.* **6** 488–96
- [4] Torres J P 2012 Optical communications: multiplexing twisted light *Nat. Photon.* **6** 420–2
- [5] Zhao N, Li X, Li G and Kahn J M 2015 Capacity limits of spatially multiplexed free-space communication *Nat. Photon.* **9** 822–6
- [6] Trichili A, Rosales-Guzmán C, Dudley A, Ndagano B, Ben A, Zghal M and Forbes A 2016 Optical communication beyond orbital angular momentum *Sci. Rep.* **6** 27674
- [7] Durnin J, Miceli J J and Eberly H 1987 Diffraction-free beams *Phys. Rev. Lett.* **58** 1499
- [8] El Gawhary O and Severini S 2013 Scaling symmetry and conserved charge for shape-invariant optical fields *Phys. Rev. A* **87** 023811
- [9] Simon R and Mukunda N 1998 Iwasawa decomposition in first-order optics: universal treatment of shape-invariant propagation for coherent and partially coherent beams *J. Opt. Soc. Am. A* **15** 2146–55
- [10] Löffler W, Aiello A and Woerdman J P 2012 Observation of orbital angular momentum sidebands due to optical reflection *Phys. Rev. Lett.* **109** 113602
- [11] Götte J B, O'Holleran K, Preece D, Flossmann F, Franke-Arnold S, Barnett S M and Padgett M J 2008 Light beams with fractional orbital angular momentum and their vortex structure *Opt. Express* **12** 993–1006
- [12] Zernike F 1934 Beugungstheorie des schneidenver-fahrens und seiner verbesserten form, der phasenkontrastmethode *Physica* **1** 689
- [13] Nijboer B R A 1942 The diffraction theory of aberrations *PhD Thesis* University of Groningen
- [14] Born M and Wolf E 2007 *Principles of Optics* 7th Expanded edn (Cambridge: Cambridge University Press)
- [15] Janssen A J E M 2002 Extended Nijboer–Zernike approach for the computation of optical point-spread functions *J. Opt. Soc. Am. A* **19** 849–57
- [16] Braat J, Dirksen P and Janssen A J E M 2002 Assessment of an extended Nijboer–Zernike approach for the computation of optical point-spread functions *J. Opt. Soc. Am. A* **19** 858–70
- [17] Verrall S C and Kakarala R 1998 Disk-harmonic coefficients for invariant pattern recognition *J. Opt. Soc. Am. A* **15** 389–401
- [18] Shengyang H, Yu N, Fengjie X and Zongfu J 2013 Modal wavefront reconstruction with Zernike polynomials and eigenfunctions of Laplacian *Opt. Commun.* **288** 7–12
- [19] Gawhary O 2015 On a propagation-invariant, orthogonal modal expansion on the unit disk: going beyond Nijboer–Zernike theory of aberrations *Opt. Lett.* **40** 2626–9
- [20] Gutiérrez-Vega J C, Iturbe-Castillo M D and Chvez-Cerda S 2000 Alternative formulation for invariant optical fields: Mathieu beams *Opt. Lett.* **20** 1493–5
- [21] Bandres M A and Gutiérrez-Vega J C 2004 Ince–Gaussian beams *Opt. Lett.* **29** 144–6
- [22] Yan Y *et al* 2014 High-capacity millimetre-wave communications with orbital angular momentum multiplexing *Nat. Commun.* **5** 4876
- [23] Thidé B, Then H, Sjöholm J, Palmer K, Bergman J, Carozzi T D, Istomin Y N, Ibragimov N H and Khamitova R 2007 Utilization of photon orbital angular momentum in the low-frequency radio domain *Phys. Rev. Lett.* **99** 087701

- [24] Goodman J W 1996 *Introduction to Fourier Optics* 3rd edn (Englewood, CO: Roberts & Company Publisher) p 25 Eq.2.57
- [25] Okuda H and Sasada H 2008 Significant deformations and propagation variations of Laguerre–Gaussian beams reflected and transmitted at a dielectric interface *J. Opt. Soc. Am. A* **25** 881
- [26] Okuda H and Sasada H 2006 Huge transverse deformation in nonspecular reflection of a light beam possessing orbital angular momentum near critical incidence *Opt. Express* **14** 8393